


EARNINGS RELEASE

Quarter 2/2023 (Separate)



BUSINESS RESULTS OF Q2/2023

Unit: VND billion

Items	Quarterly			Accumulatively			
	Q2/2023	Q2/2022	% +/-	6M/2023	% +/-	6M/2022	% YoY
Total revenue	197.42	153.42	28.7%	347.75	39.7%	456.41	(23.8%)
Brokerage	59.24	61.03	(2.9%)	93.45	44.1%	146.25	(36.1%)
Margin lending	78.29	97.36	(19.6%)	155.70	41.3%	200.35	(22.3%)
Investment banking	2.05	7.35	(72.0%)	7.55	11.6%	27.35	(72.4%)
Investment	48.41	(20.06)	(341.4%)	67.70	37.6%	64.64	4.7%
Other	9.41	7.74	21.6%	23.35	55.6%	17.82	31.0%
Total expenses	68.50	421.11	(83.7%)	141.33	23.3%	592.60	(76.2%)
Earnings before tax	128.92	(267.69)	-	206.42	76.5%	(136.20)	-
Earnings after tax	105.34	(233.84)	-	161.23	74.6%	(128.71)	-

Separate Financial Statement of Q2/2023
 (*) Target 2023 of the parent company.

- In Q2/2023, RongViet Securities recorded **VND 197 billion** in revenue, a decrease of 29% yoy. After the first 6 months of the year, the revenue reached **VND 348 billion**, a decrease of 24% yoy and completed 40% of the plan for 2023. The total expenses reached **VND 141 billion**, a decrease of 76% yoy and reached 23% of the 2023 plan.
- RongViet Securities's earnings after tax (EAT) reached **VND 105 billion** in Q2/2023 and reached **VND 161 billion** in 6M/2023, completed 75% of the 2023 plan. While the revenue in the first 6 months of 2023 decreased, the profit increased because of the reversal of the re-evaluate investment portfolio at the end of 2022.
- Earnings per share (EPS) of 6M/2023 settled at **VND 768**.

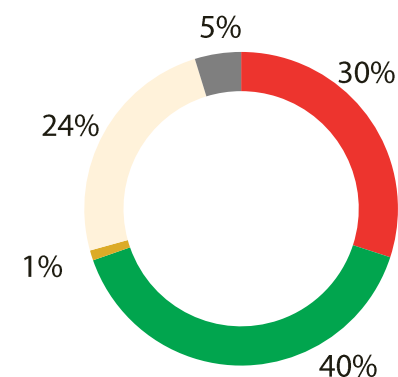
Q2/2023

Revenue

197

▲ 29% yoy

Q2/2023



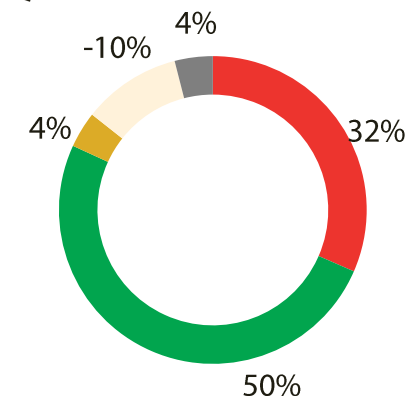
6M/2023

Revenue

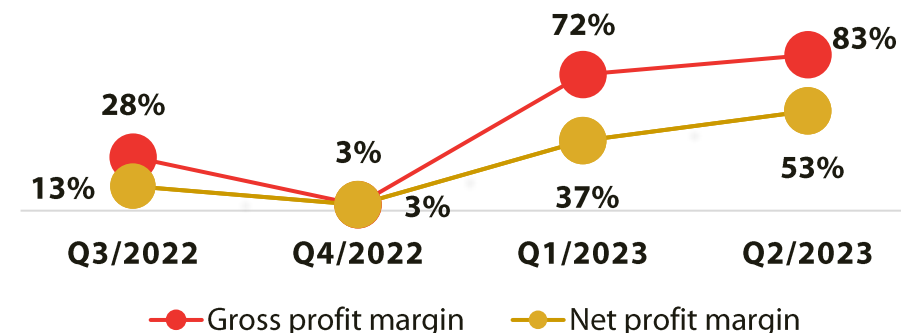
348

▼ 24% yoy

Q2/2022



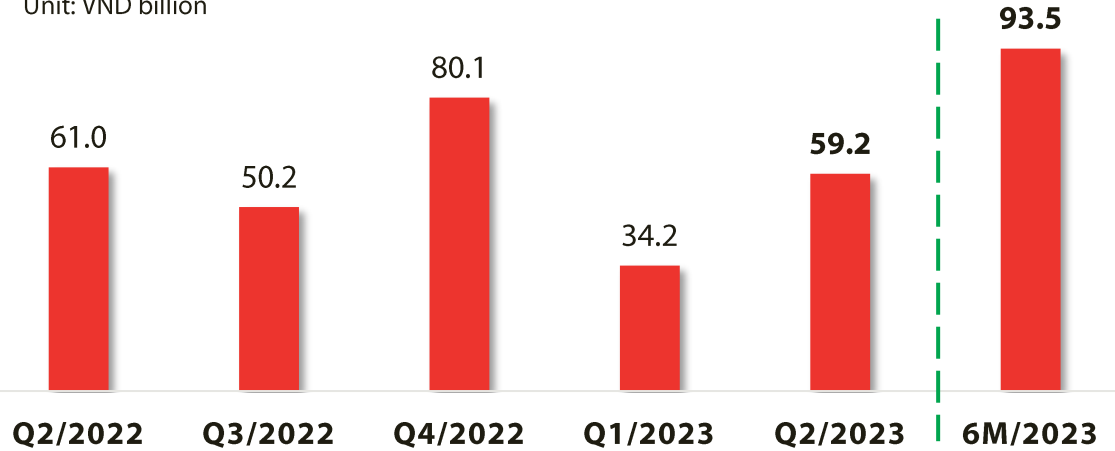
■ Brokerage ■ Margin lending ■ Investment banking ■ Investment ■ Other



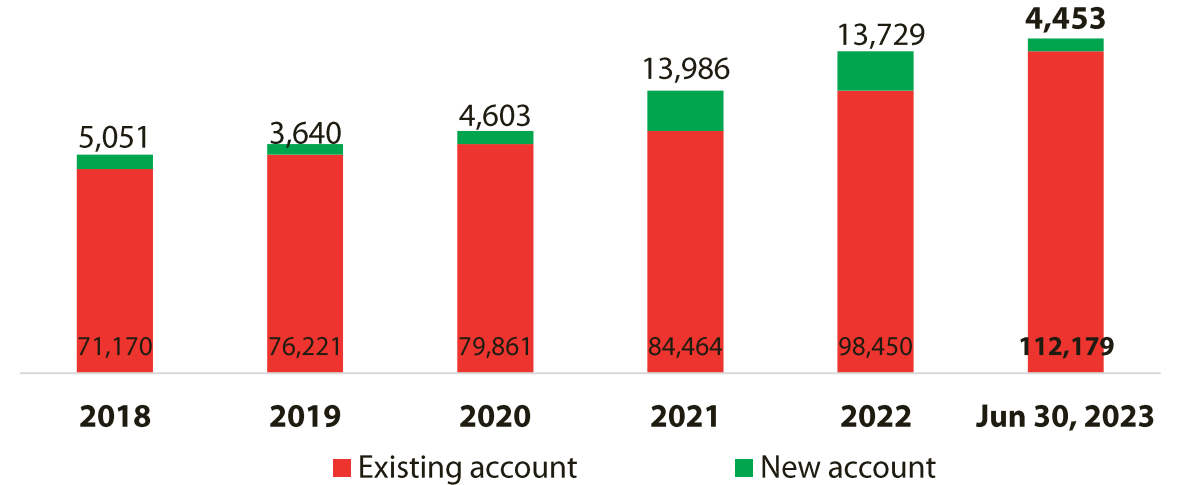
BROKERAGE ACTIVITIES

REVENUE

Unit: VND billion

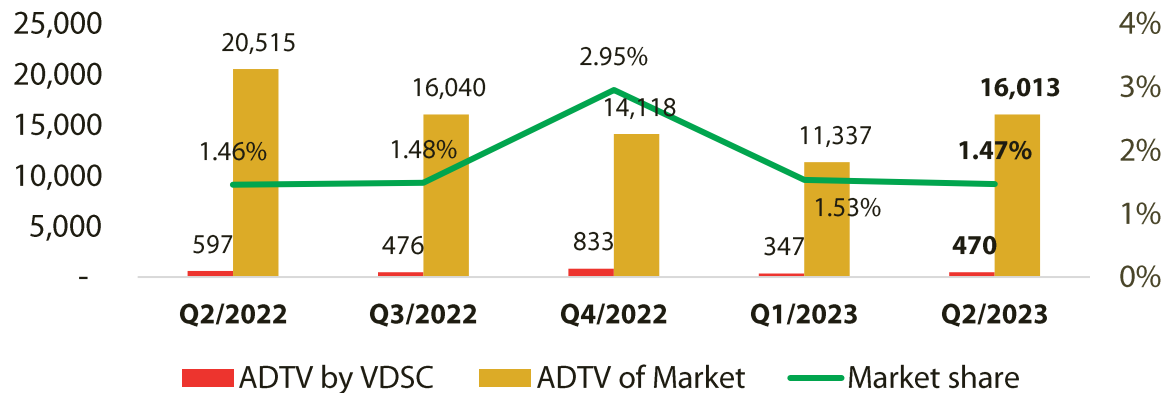


NUMBER OF ACCOUNTS



AVERAGE DAILY TRADING VOLUME AND MARKET SHARE

Unit: VND billion



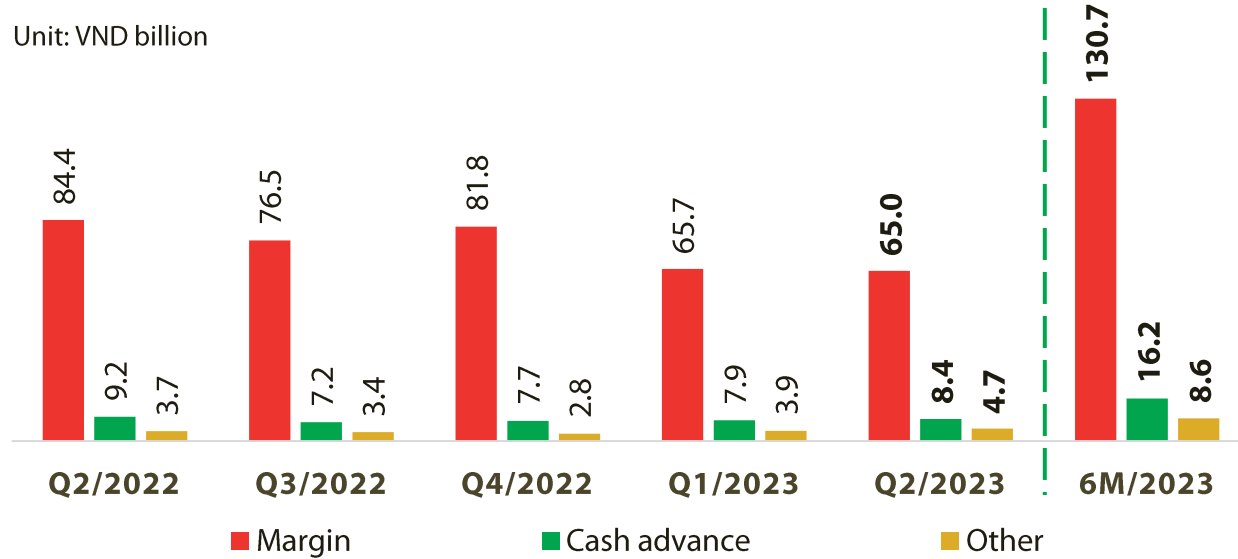
Source: RongViet Securities's analysis

- The liquidity of Vietnam Stock Market in Q2/2023 saw a significant recovery compared to Q1/2023. The average trading value in Q2/2023 reached nearly VND 16.0 trillion, increased by 41% compared to Q1/2023, accumulated 6 months 2023, the average trading value reached VND 13.7 trillion/day.
- The revenue of brokerage activities in Q2/2023 reached **VND 59.2 billion**, accumulated revenue reached **VND 93.5 billion**, down 36% yoy and completed 44% of the plan in 2023.
- The number of customer accounts of RongViet Securities on June 30, 2023 is 116,632, increased 4,453 accounts compared to the end of 2022.
- RongViet Securities's market share reached 1.47% in Q2/2023 and reached 1.49% in 6M/2023.

MARGIN LENDING ACTIVITIES

MARGIN LENDING

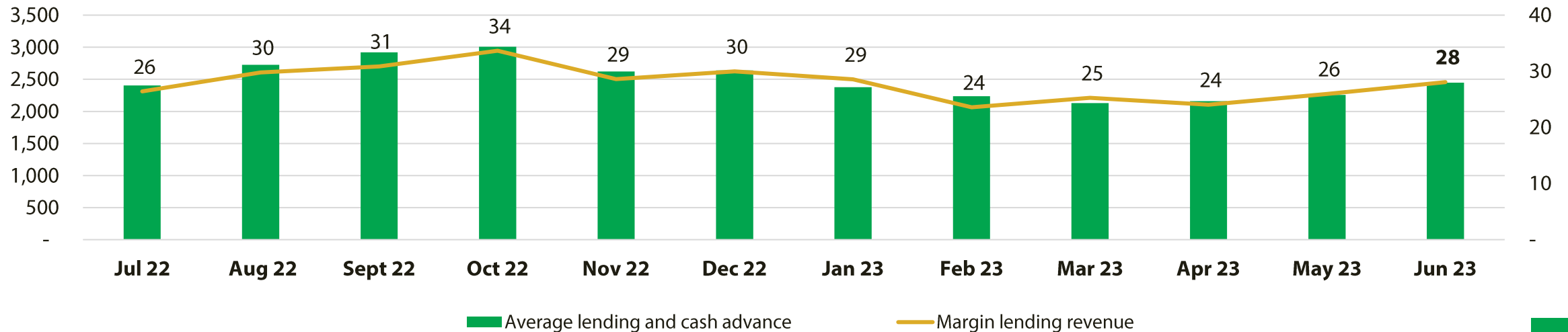
Unit: VND billion



- RongViet Securities's Lending activities (margin and cash advance) revenue reached **VND 78.3 billion** in Q2/2023, decreased by 21% compared to Q2/2022. Accumulated revenue in 6 months/2023 reached **VND 155.7 billion**, a decreased of 55% yoy and completed 41% of the 2023 plan.
- In which, revenue from margin lending activities reached **VND 130.7 billion**, cash advance activities reached **VND 16.2 billion** and the remaining was other revenue such as securities depository with a revenue of **VND 8.8 billion**.
- Margin loan balance as of June 30, 2023 was **VND 1,817 billion**, with outstanding loan/Owner's equity ratio being **0.84** and always complying with regulations (maximum 2.0 times). In addition, risk management in lending activities is always focused by RongViet Securities, ensuring safety and efficiency in different market developments.

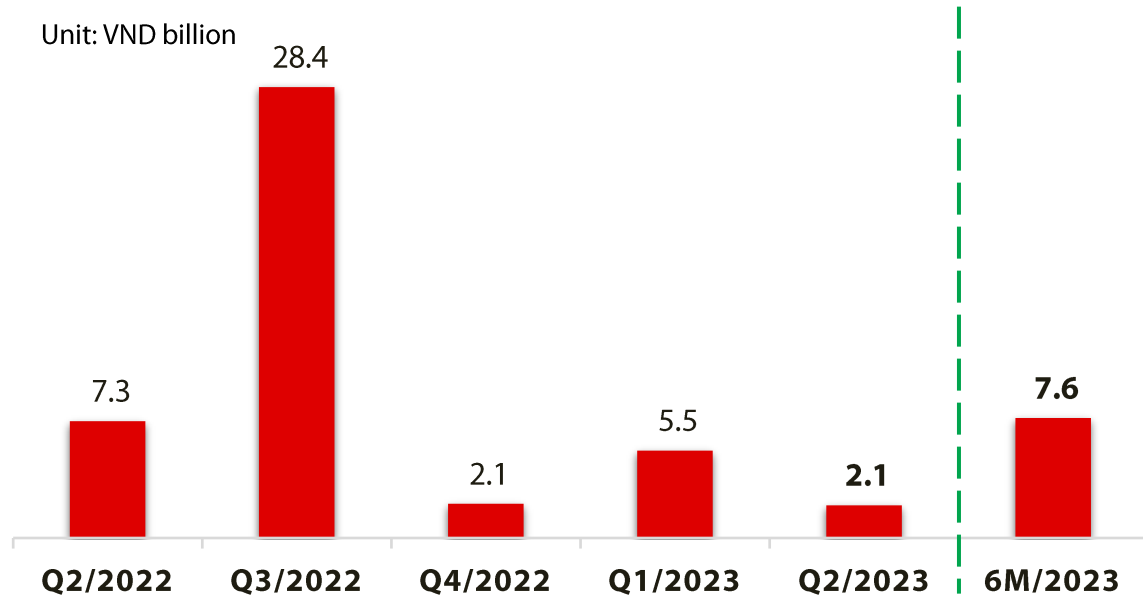
Unit: VND billion

LOAN BALANCE AND MARGIN LENDING REVENUE



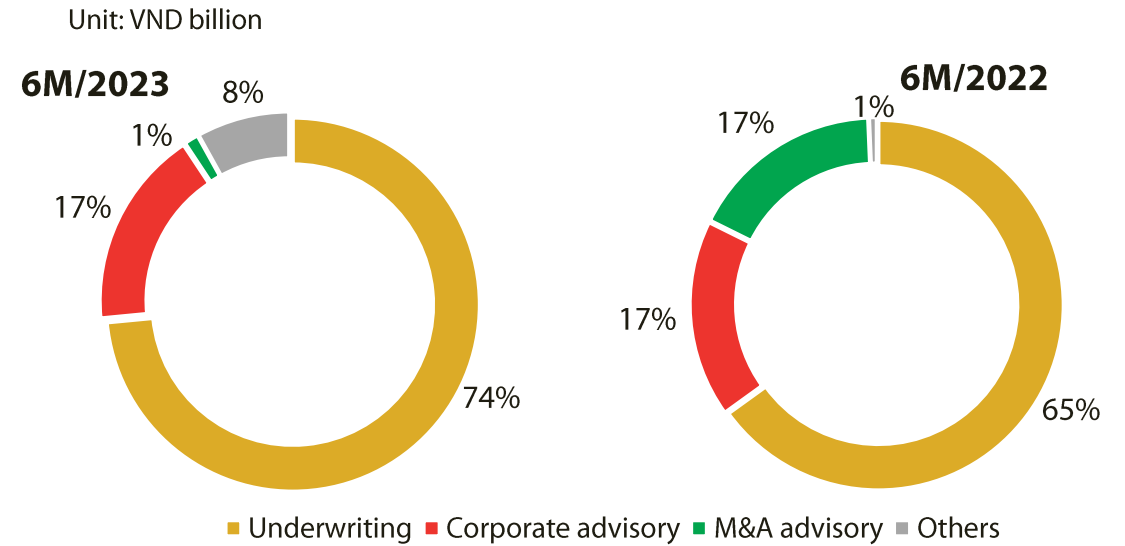
INVESTMENT BANKING ACTIVITIES

REVENUE



- Investment Banking (IB) activities in the Q2/2023 recorded a revenue of **VND 2.1 billion**, accumulated revenue reached **VND 7.6 billion** a decrease of 72% yoy and completed 12% of the 2023 plan.
- Following the orientation of 2023, RongViet Securities aims to promote merger and acquisition (M&A) advisory, as well as searching, arranging and offering projects and share capital to investors with financial potential in the market, especially foreign investors. Currently, the deals are being implemented as planned.

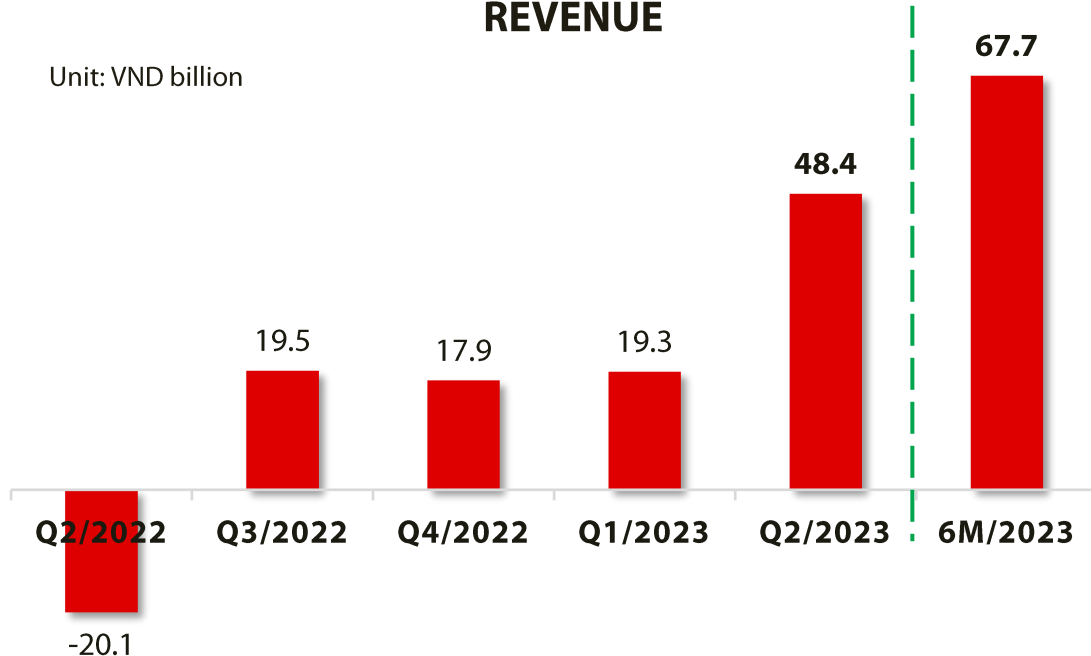
REVENUE STRUCTURE



INVESTMENT ACTIVITIES

REVENUE

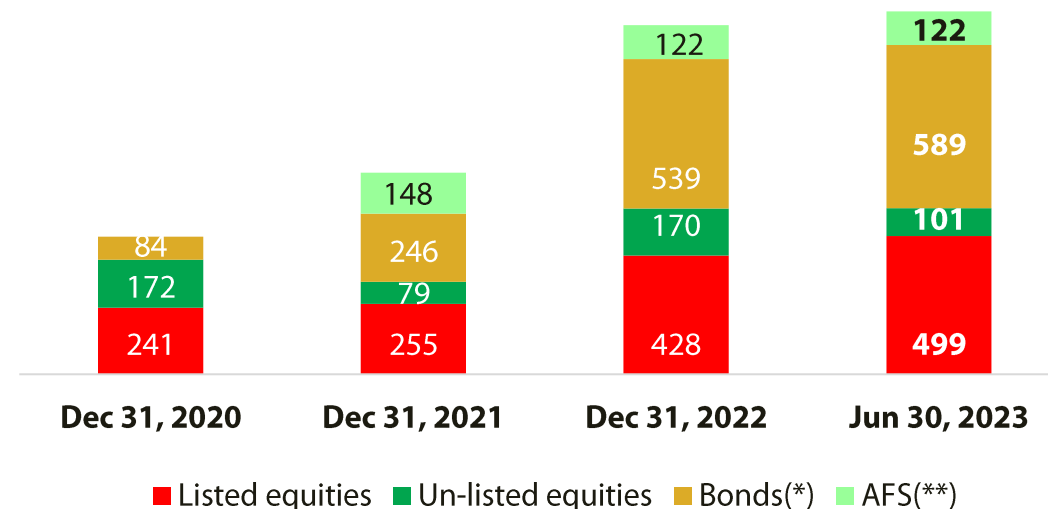
Unit: VND billion



- In Q2/2023, Investment activities reached **VND 48.4 billion**, in revenue, accumulated revenue reached **VND 67.7 billion**, an increase of 5% yoy and completed 38% of the 2023 plan. With the stock market recovering from November 2022, the reversal of provision for loss of financial investment has significantly improved the performance of RongViet Securities in 6 months of 2023.
- With the State Bank of Vietnam continuing to reduce interest rates and the Government offered specific solutions to solve difficulties for industry groups, RongViet Securities forecasts that the Vietnam stock market will continue to have positive results in second half of 2023.

PORTFOLIO STRUCTURE

Unit: VND billion



■ Listed equities ■ Un-listed equities ■ Bonds(*) ■ AFS(**)

(*)In which, Vietcombank bond is VND 241 billion.

(**)AFS includes the investment in subsidiary and other long-term investments.

- The value of RongViet Securities's investment portfolio as of Jun 30, 2023 reached **VND 1,311 billion** of which the value of investment in listed securities maintained by VND 499 billion and accounted for 38%.
- With the expectation that Vietnam's stock market in 2023 will grow from the low base of 2022, along with a portfolio of stocks belonging to leading enterprises with high efficiency, RongViet Securities expects that the investment activities will continue to improve and record positive results in the second half of 2023.

FINANCIAL SITUATION AS OF JUNE 30, 2023

Unit: VND billion

Items	Dec. 31, 2022	Jun. 30, 2023	% +/-
Total Assets	4,241.45	4,469.54	5.4%
Cash and cash equivalents	540.83	566.77	4.8%
Financial assets (FVTPL)	1,137.90	1,188.50	4.4%
Lending	2,252.08	2,364.71	5.0%
Other assets	310.63	349.56	12.5%
Total Equity	4,241.45	4,469.54	5.4%
Short-term debts	486.25	561.47	15.5%
Short-term bonds	1,488.68	1,413.81	(5.0%)
Other liabilities	195.68	257.40	31.5%
Owners' Equity	2,070.84	2,236.87	8.0%

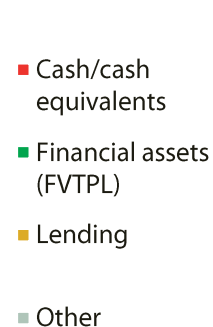
Financial Ratios	Dec. 31, 2022	Jun. 30, 2023	% +/-
Financial safety ratio	433.6%	456.4%	5.3%
Total Liabilities/ Owners' Equity	1.05	1.00	(4.8%)
ROAa (*)	(2.4%)	4.4%	-
ROEa (*)	(5.3%)	10.3%	-
Earnings per share - EPS (VND) (*)	(470)	1,025	-
Book value per share - BVPS (VND)	9,861	10,652	8.0%
P/E (**)	-	13.3	-
P/B (**)	0.7	1.3	72.4%

Source: Separate Financial Statements of 2nd Quarter 2023.

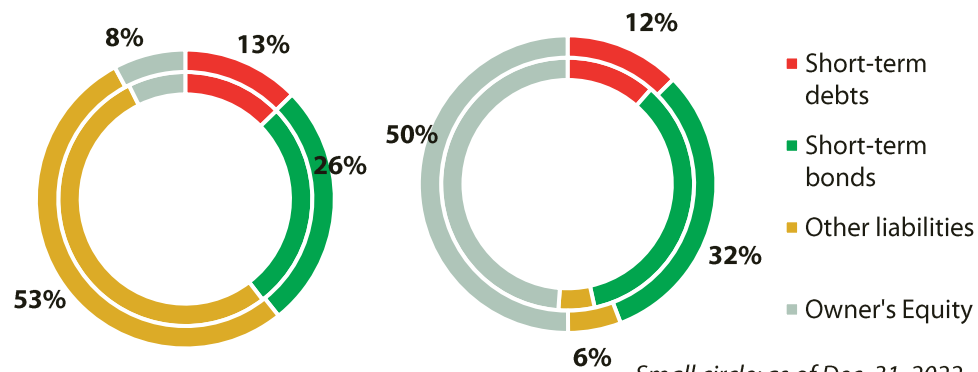
(*) Trailing 12 months data.

(**) Based on closing price at the end of the period.

ASSETS STRUCTURE



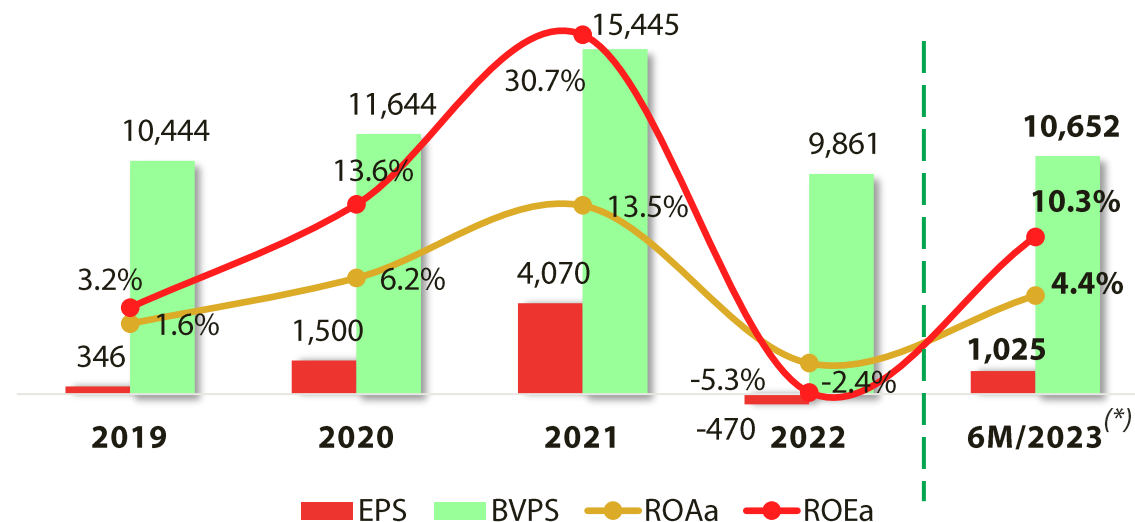
EQUITY STRUCTURE



Small circle: as of Dec. 31, 2022

Big circle: as of Jun 30, 2023

FINANCIAL RATIOS



(*) Trailing 12 months data.



VIET DRAGON SECURITIES CORPORATION

vdsc.com.vn



HEADQUARTER IN HO CHI MINH CITY

1st floor to 8th floor, Viet Dragon Tower, 141 Nguyen Du, Ben Thanh Ward, District 1, Ho Chi Minh City

T (+84) 28 6299 2006

F (+84) 28 6291 7986

E info@vdsc.com.vn

HANOI BRANCH

10th floor, Eurowindow Tower, 2 Ton That Tung, Trung Tu Ward, Dong Da District, Hanoi

T (+84) 24 6288 2006

F (+84) 24 6288 2008

NHA TRANG BRANCH

7th floor, Sacombank Tower, 76 Quang Trung, Loc Tho Ward, Nha Trang City, Khanh Hoa Province

T (+84) 25 8382 0006

F (+84) 25 8382 0008

CAN THO BRANCH

8th floor, Sacombank Tower, 95-97-99, Vo Van Tan, Tan An Ward, Ninh Kieu District, Can Tho City

T (+84) 29 2381 7578

F (+84) 29 2381 8387

VUNG TAU BRANCH

2nd floor, VCCI Building, 155 Nguyen Thai Hoc, Ward 7, Vung Tau City, Ba Ria – Vung Tau Province

T (+84) 25 4777 2006

BINH DUONG BRANCH

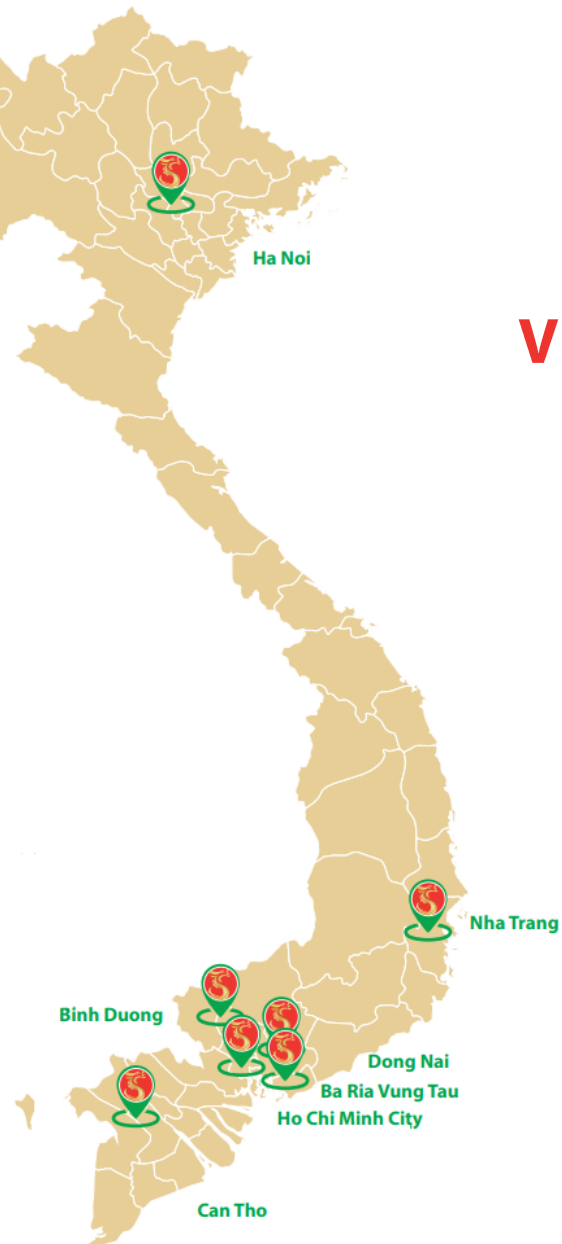
3rd floor, Becamex Tower, 230 Binh Duong Avenue, Phu Hoa Ward, Thu Dau Mot City, Binh Duong Province

T (+84) 27 4777 2006

DONG NAI BRANCH

8th floor, TTC Plaza, 53-55 Vo Thi Sau, Quyet Thang Ward, Bien Hoa City, Dong Nai Province

T (+84) 25 1777 2006



CONTACT

- Dinh Cong Minh (Mr.) - Board of Directors Office
- Email: minh.dc@vdsc.com.vn
- Tel: (028) 6299 2006 - Ext: 1343

All data presented in this document are extracted from Financial reports disclosed in accordance with regulations on securities and RongViet Securities's reliable resources.

Despite our efforts to ensure the information is collected with the highest accuracy, RongViet Securities shall not be liable for any consequences incurring or arising from the use of these information.

Kiến tạo tương lai thịnh vượng