



15 YEARS
ESTABLISHMENT

callDragon ☎ +84 28 6299 2020 | VI

12/20/2021 | 08:48:41



SPECIAL PROMO FOR NEW ACCOUNT
From now until 31/12/2021

Get a 100.000VND reward into transaction account*

For each new account opened, Viet Dragon will donate 30.000VND to Covid prevention funds (using company's operating expenses)

*Applies to new account having transaction value from 15.000.000 VND

OPEN AN ACCOUNT



iDragon

Account Number

033C

Password

Security Code

3 8 1 4 5



Login

Forgot password?

Don't have an account?

▶ User Guide

▶ Terms of Use

▶ Support

▶ Announcements

©2021 - Copyright of RongViet Securities Corporation






Bloomberg: VDSC <GO>

Login framework

- Enter **Account Number**: is the number of a securities trading account, a 10-character string (Example: account number 033C00XXXX).
- Enter **Password**: is the password for logging into online trading systems.
- Enter **Security Code**: is a code to help secure, limit automatic password detection.
- Click **Login** to finish.
- Forgot **Password**: support function to automatically recover password in case you forget your password to login account.
- **Don't have an account**: support function to [open online account](#) for customers who do not have a securities trading account.

iDragon


Account Number

033C

Password

Security Code

3 6 1 8 2 7



Login

Forgot password?

Don't have an account?

▶ User Guide

▶ Terms of Use

▶ Support

▶ Announcements



SECURITIES

ORDER

Normal Order	1	Put – Through Order	6	Matched Order History	8
Conditional Order	2	Odd lot Order	7	Investment Performance	9
Special Order	2	Order History	8	Account Data Calculation	4
				Profit – Loss Calculation	4

TRANSACTION

To another Account at RongViet	10	Margin Loan Decrease	11	Entitlement	12
To Bank Account	10	Margin Loan Increase	11	Securities Transfer	13
		Margin Contract	11	Order Confirmation	13
		Extension			

SERVICES

smsDragon	14	ETA	15	Authentication Method	16
mailDragon	14	Automatic Loan	16		
		Repayment			

ACCOUNT

Total Asset	17	Cash in Advance	20	SMS Fee Statement	20
Stock Statement	20	Statement	20	Information	21
Cash Statement	20	Margin Statement	20		
		Depository Statement			

RESEARCH

6PM Call	22	Company Reports	22	Flash Notes	22
Analyst Pinboard	22	Derivatives Reports	22	Broker's Corner	22

DERIVATIVES

ORDER

Place Order	24	Order History	28	Investment	28
		Matched Order History	28	Performance	

TRANSACTION

Deposit to VSD/	29	To another Account at RongViet	29	Order Confirmation	30
Withdraw from VSD		To Bank Account	29		

ACCOUNT

Total Asset	31	Position Statement	32	Cash Statement	32
-------------	--------------------	--------------------	--------------------	----------------	--------------------

CORPORATE BOND

ORDER	33	STATEMENT	35	BALANCE	35
-------	--------------------	-----------	--------------------	---------	--------------------

Order/ Normal Order

ORDER		TRANSACTION		SERVICES		ACCOUNT		RESEARCH	
Place Order		History		Investment Performance		Calculator			
<input checked="" type="radio"/> Normal Order <input type="radio"/> Conditional Order <input type="radio"/> Special Order <input type="radio"/> Put-through Order <input type="radio"/> Odd lot Order									
C008833M1		BUY		SELL		BUY ALL		SELL ALL	
Ticker: VDS GTD Order: 02/11/2020 Quantity: Max Quantity: Order Type: LO Margin Ratio: Order Price: Total Amount:		Stock Balance Buying Power: 589,488,523.322 Cash: 589,497,380.644 Cash in Advance Available: Extra Credit: Margin Call Value: Total Buying Amount (with estimated fee): Total Matched Buy Amount (with estimated fee): Total Selling Amount (with estimated fee and tax): Total Matched Sell Amount (with estimated fee and tax):		Cash Balance 589,488,523.322 589,497,380.644		VDS - HSX Viet Dragon Securities Corporation Matched Price: 8 (▲ 0.5) Reference Price: 7.5 Ceiling/ Floor: 8.02 / 6.98 Average Price: 7.95			
Confirm Cancel									
Notice: Odd lot orders are only applicable to stocks listed on HNX and UPCOM.									
Multiple Cancel		Calculator		C008833M1		Buy/ Sell		Ticker	
Copy/ Cancel/ Modify <input checked="" type="checkbox"/> <input checked="" type="checkbox"/> <input checked="" type="checkbox"/>		Account: C008833M1 Buy/ Sell: Sell Ticker: VNM Qty: 100 Price: 300.10 Queue: 100 Matched: Matched Price: Status: Inactive		C008833M1 Buy/ Sell: Buy Ticker: VDS Qty: 1,000 Price: 8.36 Queue: 1,000 Matched: Matched Price: Status: Inactive					
Total		1,100		1,100		3% 97%			

BUY/ SELL Order

- Select the **Account** you want to place an order in the upper left corner.
- Select **BUY/ SELL**.
- Fill in order information: **Ticker, Quantity, Order Type, Order Price**

Note: Order price: unit is VND 1,000, Ex: Bid VND 26,800, enters 26.8.

- To place a multi-day Buy/ Sell order at the desired price: tick **GTD Order** and select **Date** for the order to take effect.
- **Maximum Quantity:** The system automatically calculates the Maximum quantity allowed to Buy/ Sell a stock based on the Buying Power and the Bid Price.
- **Margin Ratio:** is the percentage of margin loan based on the Total Amount (excluding fees) for each type of security.
- **Estimated Profit and Loss (P/L) :** The Estimated Value and the Percentage (%) are calculated based on the (Ask) Order Price and Cost Price.
- **Total Amount:** is the estimated value of the order including the fee.

C008833M1		BUY		SELL		BUY ALL		SELL ALL	
Ticker: VDS		GTD Order: 02/11/2020							
Quantity: 100		Max Quantity: 73,575,700							
Order Type: LO		Margin Ratio:							
Order Price: 8		Total Amount: 801.200							
Confirm		Cancel							
Notice: Odd lot orders are only applicable to stocks listed on HNX and UPCOM.									

C008833M1		BUY		SELL		BUY ALL		SELL ALL	
Ticker: VDS		GTD Order: 02/11/2020							
Quantity: 100		Max Quantity: 1,100,600							
Order Type: LO		Estimated P/L: 3.395/ 0.43%							
Order Price: 8.02		Total Amount: 802.000							
Confirm		Cancel							
Notice: Odd lot orders are only applicable to stocks listed on HNX and UPCOM.									

BUY ALL/ SELL ALL Order

- **BUY ALL:** buy 1 ticker for multiple/ all accounts.
 - Enter the **Ticker** to buy.
 - Check all or select the line to place an order, choose **Order Type**, enter **Price** and **Quantity**.
- **SELL ALL:** sell multiple/ all shares of multiple/ all accounts.
 - Enter **Securities Code** to filter the code in all accounts.
 - Check all or select the line to place the order, choose **Order type**, enter **Price**, edit **Quantity** (if necessary).

C008833		BUY		SELL		BUY ALL		SELL ALL	
Ticker: VDS		Total Amount: 1,512.265							
<input checked="" type="checkbox"/>	Account	Order Type	Price	Quantity	Max Quantity				
<input checked="" type="checkbox"/>	C008833M1	LO	7.5	100	78,480,700				
<input checked="" type="checkbox"/>	C008833X1	LO	7.6	100	6,612,900				

C008833		BUY		SELL		BUY ALL		SELL ALL	
Ticker:		Total Amount: 2,104,710.000							
<input type="checkbox"/>	Account	Ticker	Order Type	Price	Quantity				
<input type="checkbox"/>	C008833X1	SHB	LO		98				
<input type="checkbox"/>	C008833M1	STB	LO		100				

Place Order/Conditional Order

- **UP / DOWN Conditional Order:** is a **BUY/ SELL** order but incorporates a condition on **Trigger Price**, when **Market Price \geq Trigger Price (UP Order)** or **Market Price \leq Trigger Price (DOWN Order)** are automatically sent the bid price to the Exchange.
- In the upper left corner, Select the **Account** you want to place an order.
- Fill in order information: **BUY/ SELL, Ticker, Quantity, Order Type, Order Price, Conditional Order, Trigger Price, GTD order** (if used).
- See the **Conditional Order manual guide** [here](#).

C008833M1		BUY	SELL
Ticker	VDS	Cond. Order	Up
Quantity	100	Trigger Price	8.01 > 8
Order Type	LO	GTD Order	02/11/2020
Order Price	8.01	Total Amount	802.202
		Confirm	Cancel

Place Order/ Special Order

Group Order

- **Group Order:** consists of many **BUY/ SELL** orders of a Stock Code with increasing or unchanged quantity compared with the original quantity, Ascending/ Decreasing Price compared to the original Price.
- In the upper left corner, Select the **Account** you want to place an order.
- Fill order information: **BUY/ SELL, Ticker, Up/ Down Price Step, Initial quantity, Initial price, Number of orders, Trading unit (if necessary), Tick size**.

C008833M1		GROUP ORDER	MULTIPLE ORDERS
Buy/ Sell	BUY	SELL	Number of Orders
Ticker	VDS	Trading Unit	0
Tick Size Direction	Ascending	Tick Size	0.01
Initial Quantity	100	Total Quantity	1,000
Initial Price	7.5	Total Value	7,556.318
		Confirm	Cancel


Multiple orders

C008833M1		GROUP ORDER	MULTIPLE ORDERS		
	Buy/ Sell	Ticker	Quantity	Order Type	Order Price
<input checked="" type="checkbox"/>	BUY	VDS	500	LO	7.5
<input checked="" type="checkbox"/>	BUY	VNM	100	LO	300
<input type="checkbox"/>	BUY			LO	
<input type="checkbox"/>	BUY			LO	
<input type="checkbox"/>	BUY			LO	
<input type="checkbox"/>	BUY			LO	
		Confirm	Cancel	List Name	Bao lòi
				Save	Add

- **Multiple orders:** is a combination of many **BUY/ SELL** orders of one/ many **Securities Codes**.
- In the upper left corner, Select the **Account** you want to place an order.
- Check all or select the line to place an order.
- Fill order information: **BUY/ SELL, Ticker, Quantity, Order Type, Price**.
- Enter **List Name of Multiple Orders** and select **Add** to use this Order List next time.
- **List Name**
 - To use Order List: click on the name of the list, order information shown on the left.
 - To delete the Order List: click on the X.

Place an order at the Bid – Offer screen

QUICK ORDER has been activated

- Click  in the upper right corner to access the **QUICK ORDER** setup screen.
- **Quick Order** is a function that allows you to **Place order** at a bid – offer price with the pre-setting quantity according to the Exchange (HSX, HNX & UPCOM and the Derivative Exchange).
- Step **1**: Select **On** to activate **Quick Order**.
- Step **2**: At the **Order Confirmation Popup**:
 - If you select **"Yes"**: When placing an order, the popup **CONFIRMATION OF ORDER** will be displayed
 - If **"No"** is selected: When placing an order, the popup **CONFIRMATION OF ORDER** will not be displayed, the order will be executed immediately.
- Step **3**: **Setting Quantity/ Order**: Allows setting the **Quantity** according to the Exchange.
- Step **4**: Click **Save** to finish.
- Step **5**: Click a **Price** you want to place an order in the screen **Bid – Offer**.
 - If you click on a **Price on Bid side**, the order will be a **Sell Order** with the **Quantity** that was set in step 3.
 - If you click on a **Price on Offer side**, the order will be a **Buy Order** with the **Quantity** that was set in step 3.

QUICK ORDER is not activated

- **QUICK ORDER / ON/OFF function** setting in **Off** status.
- The frame for **placing normal BUY/ SELL order** on the left hand side will automatically retrieve information about BUY/ SELL, Ticker, Bid – Offer Price / Quantity when:
 - Click on **Order Execution / Reference / Ceiling / Floor Price**.
 - Click on any **Price** on the **Bid side** will quickly place a **Sell Order** at this price.
 - Click on any **Price** on the **Offer side** will quickly place a **Buy Order** at this price.

C008833M1 ▾		BUY	SELL	BUY ALL	SELL ALL
Ticker	VDS	GTD Order		<input type="checkbox"/>	02/11/2020 ▾
Quantity		Max Quantity		1,100,600	
Order Type	LO ▾	Estimated P/L			
Order Price	7.31	Total Amount			
		Confirm		Cancel	

Notice: Odd lot orders are only applicable to stocks listed on HNX and UPCOM.

SETTINGS

GENERAL SETTINGS

Language

English

Theme

Light

QUICK ORDER

On/ Off function

On

Order Confirmation Popup

Yes

Setting Quantity/ Order

HSX

10

HNX & UPCOM

100

Derivatives

1

Save

Close

[illegible]

Place Order/Intraday Orders

Multiple Cancel			Calculator		C008833M1			Buy/ Sell	Ticker	Status	
Copy/	Cancel/	Modify	Account	Buy/ Sell	Ticker	Qty	Price	Queue	Matched	Matched Price	Status
			C008833M1	Sell	VNM	100	300.10	100			Inactive
			C008833M1	Buy	VDS	1,000	8.36	1,000			Inactive
Total						1,100		1,100	<div>◀◀ ◀ 1/1 ▶ ▶▶</div>		

- List all **Orders placed within the day** by filter criteria in the upper right corner.
- Click to **Copy order**, used to quickly place a new order with information with the selected order.
- Click to **Cancel** the selected order.
- Click to **Edit** the selected order.
- Click on **Ticker** to view **Stock Information** on the right hand pane.
- Click on **Price** of each order to view **Order Information** and **Matched Order Information**.
- Click on **Cancel multiple orders** to **cancel multiple/ all Unmatched/ partially matched orders**.

ORDER / Tools

Account Data Calculation

- Support for calculating the **estimated withdrawn amount** and the **margin ratio** according to assumption if Buy/ Sell securities, Deposit/ Withdraw cash.
- **ESTIMATED SELLING/BUYING**: check the line where you need to enter hypothetical data, enter information about estimated order(s) (Ticker, Quantity, Price).
- **ESTIMATED CASH TRANSACTIONS**: enter estimated deposit amount, estimated withdrawal amount (if any).
- **Calculate**: The system recalculates the Account based on the data entered above, the data is updated at **ESTIMATED ACCOUNT DATA**
- **Confirm**: place a Buy/ Sell order according to entered assumed data.

C008833M1

Account Data Calculation

Profit-Loss Calculation

ESTIMATED SELLING

Ticker	Margin Ratio	Usable	Quantity	Price	Market Price	Total Value
SHB	50	2			36.50	
STB	50	100			23.05	
VCG	50	900			32.00	
VDS		1,100,609	100	8.99	8.98	895.431
VNM	50	7,000	500	300.1	300.00	149,454.302

ESTIMATED BUYING

Ticker	Margin Ratio	Quantity	Price	Market Price	Total Value
FPT	50	100	50.1	51.50	5,024.880

ESTIMATED CASH TRANSACTIONS

Estimated cash deposit

Estimated cash withdraw

ESTIMATED ACCOUNT DATA

Outstanding Margin Loan	0.000	Margin Call Value	0.000	Margin Ratio	100.000
Estimated Cash	589,497,930.644	Estimated Cash in Advance	150,238.556	Estimated Withdrawable	589,642,109.538

Calculate

Confirm

Notice:

1. Estimated brokerage fee is 0.297%.

2. Estimated advance payment period is 2 days.

Profit-Loss Calculation

- Support calculation of estimated Profit/ Loss based on the difference between SELL and BUY value after deduction of Fees and Tax.
- Enter/ Select information to calculate: **Ticker**, **Quantity**, **Price/ Cost price**, **No. of days (Estimated Payment in Advance)**.
- **Confirm BUY / SELL order**: place orders according to the data entered above.

C008833M1

Account Data Calculation

Profit-Loss Calculation

	BUY	SELL
Ticker	VDS	VDS
Quantity	1,000	1,000
Price/ Cost Price	7.5	8.02
Estimated Fee (%)	0.297%	0.297%
Tax (%)		0.1%
Total Value	7,522.275	7,988.161
Advancing Fee (%)		0.037%
No. of days Estimated Payment in Advance		2
Estimated Advanced Value		7,982.254
Profit/ Loss		459.979
Profit/ Loss (%)		6.11%

Confirm Buy Order

Confirm Sell Order

Place Order/ Support Information

Stock Balance

- The data displayed is based on the selected account.
- **Cost Price:** including transaction fees and arising rights such as cash dividend, stock dividend, share buying rights, etc.

Stock Balance	Cash Balance
Buying Power	589,509,891.293
Cash	589,497,380.644
Cash in Advance Available	29,890.736
Extra Credit	
Margin Call Value	
Total Buying Amount (with estimated fee)	16,895.305
Total Matched Buy Amount (with estimated fee)	8,372.540
Total Selling Amount (with estimated fee and tax)	30,942.450
Total Matched Sell Amount (with estimated fee and tax)	29,934.975

Cash Balance

- The data displayed is based on the selected account.
- **Buying Power:** is the value used to place Buy orders, calculated by the System based on the Balance of Cash (Cash + Cash in Advance Available), Stock Value (for Accounts using Margin Trading services), and deduct existing liabilities.
- **Cash:** is the balance after deducting incurred amounts (if any).
- **Cash in Advance Available:** is the amount that can be used right after matching the SELL order instead of waiting for the selling settlement as prescribed.
- **Margin Call Value:** is the difference between the borrowing capacity and the outstanding loan.

Stock Balance			Cash Balance		
Account	Ticker	Exchange	Usable	Cost Price	Margin Ratio
C008833M1	DXP	HNX	200,000	10.001	
C008833M1	EIB	HSX	10,000	13.620	50
C008833M1	MSN11906	HSX	1,000	105.758	
C008833M1	SHB	HNX	2	13.779	50
C008833M1	STB	HSX	100	22.093	50
C008833M1	VCG	HNX	900	11.929	50
C008833M1	VDS	HSX	1,100,609	7.966	
C008833M1	VNM	HSX	7,000	283.536	50

Place Order/ Stock Information

- Provide basic trading information of the securities code.
- Click on Ticker to switch to [Stock Information](#) page at [liveDragon Price Board](#).
- Click on **Matching/ Reference/ Ceiling/ Floor Prices** to place orders quickly at these prices.
- **Bid - Offer:** is the Quantity and Price of **unmatched** Buy/ Sell orders on the market.
 - Click on **Price on the Bid side** to quickly place a Sell order at this price.
 - Click on **Price on Offer side** to quickly place a Buy order at this price.
- **Matched Price:** is the data of **matched** orders by time on the market.

[illegible][illegible]

Place Order/Put-through order

ORDER

TRANSACTION

SERVICES

ACCOUNT

RESEARCH

Place Order

History

Investment Performance

Calculator

☐ Normal Order
 ☐ Conditional Order
 ☐ Special Order
 ☒ Put-through Order
 ☐ Odd lot Order

C008833M1

BUY

SELL

Ticker

Counter Party Acc.

Quantity

Account Number

Order Price

Code & Trade ID

Order Type

Other Information

Confirm

Cancel

Stock Balance

Cash Balance

VDS - HSX

Buying Power

589,509,891.293

Cash

589,497,380.644

Cash in Advance Available

29,890.736

Extra Credit

Margin Call Value

Total Buying Amount (with estimated fee)

16,895.305

Total Matched Buy Amount (with estimated fee)

8,372.540

Total Selling Amount (with estimated fee and tax)

30,942.450

Total Matched Sell Amount (with estimated fee and tax)

29,934.975

Viet Dragon Securities Corporation

Matched Price

8 (▲0.5)

Reference Price

7.5

Ceiling/ Floor

8.02 / 6.98

Average Price

7.95

Bid - Offer

Matched Price

Bid

Offer

Price

Qty

Price

Qty

7.31

90

8.00

7,670

7.30

10

8.01

1,200

7.20

260

8.02

2,010

From date

16/10/2020

To date

31/10/2020

Search

Cancel

Order Date

Account

Ticker

Buy/ Sell

Order Type

Qty

Price

Counter Party Acc.

Code & Trade ID

Remark

Status

✖

31/10/2020 14:11:00

C008833M1

VDS

Buy

Confirmation

20,000

7.51

001-0012

DT 0989999999

New requirement

✖

31/10/2020 14:09:58

C008833M1

VDS

Buy

Confirmation

20,000

8.01

033C002608

New requirement

✖

31/10/2020 14:08:44

C008833M1

VDS

Buy

Advertisement

20,000

7.50

DT 0989999999

New requirement

3%

97%

BUY/ SELL order

- **Put-through order** is an order that is traded with an agreed method when the participating parties negotiate with each other on Quantity and Price.
- Enter / Select order information:
 - **BUY / SELL, Stock Code, Quantity, Price.**
 - **Order Type:** Advertisement (partner has not been identified), Confirmation (partner has been identified).
 - **Counter Party Acc. (if any):** Account Number (if any), Code & Trade ID (if any), Other information (if any).

C008833M1

BUY

SELL

Ticker

VDS

Counter Party Acc.

---Select---

Quantity

20,000

Account Number

Order Price

7.5

Code & Trade ID

Order Type

Advertisemen

Other Information


DT 0989999999

Confirm

Cancel

Look up Put-through Order

Cancel	Order Date	Account	Ticker	Buy/ Sell	Order Type	Qty	Price	Counter Party Acc.	Code & Trade ID	Remark	Status
✖	31/10/2020 14:11:00	C008833M1	VDS	Buy	Confirmation	20,000	7.51		001-0012	DT 0989999999	New requirement
✖	31/10/2020 14:09:58	C008833M1	VDS	Buy	Confirmation	20,000	8.01	033C002608			New requirement
✖	31/10/2020 14:08:44	C008833M1	VDS	Buy	Advertisement	20,000	7.50			DT 0989999999	New requirement

- List all **Put-through Order** by filter criteria in the upper right corner.
- Click  to **Cancel** the newly requested order.

Place Order/ Odd lot Order

[illegible]

Odd-lot order SELL TO RONGVIET

- **Odd-lot order:** is a transaction with quantity less than 100, transaction method of odd-lot order:
- Trade at the Stock Exchange, place orders at Normal Order: stocks listed on HNX, UPCOM Exchange.
- **SELL TO RONGVIET:** stocks listed on HSX, HNX Exchange.
- **Odd-lot order SELL TO RONGVIET**
- Fill order information: check all or select the line to place an order, modify the odd number of stocks (if necessary).
- **Execution price:** 90% Closing price of securities on the exchange at the chosen date of each month.
- After receiving the approved documents from Vietnam Securities Depository (VSD), RongViet will credit the sale payment into your account.

C008833				SELL TO RONGVIET	
	Account	Exchange	Ticker	Odd lot Quantity	
<input type="checkbox"/>	C008833X1	HNX	CEO	<input type="text" value="21"/>	
<input type="checkbox"/>	C008833M1	HNX	SHB	<input type="text" value="2"/>	
<input type="checkbox"/>	C008833X1	HNX	SHB	<input type="text" value="98"/>	

Notice:

1. Regarding to regulations of treasury stock transactions, information disclosure and stock liquidity, RongViet would not buy odd lots of the following tickers: VDS, STB, EIB, PME and stocks traded on UpCOM.

2. According to Vietnam Securities Depository, RongViet would not buy odd lot shares of customers whom identify card is expired date.

Look up odd lot orders SELL TO RONGVIET

					From date	16/10/2020	To date	31/10/2020	Search
Account	Order Date	Confirmation Date	Ticker	Quantity	Tax	Value	Status		
C008833X1	31/10/2020 14:19:25		ACB	70			Unconfirmed		
Total				70			◀◀ ◀ 1 / 1 ▶ ▶▶		



History/ Order History

ORDER		TRANSACTION			SERVICES			ACCOUNT		RESEARCH	
Place Order		History		Investment Performance			Calculator				
<input checked="" type="radio"/> Order History		<input type="radio"/> Matched Order History									
From date <div>31/07/2020</div> To date <div>31/10/2020</div> <div>C008833</div> <div>Buy/ Sell</div> <div>Ticker</div> <div>Status</div> <div>Search</div>											
Date	Seq. Number	Account	Buy/ Sell	Ticker	Qty	Price	Queue	Matched	Matched Price	Status	Input Time
30/10/2020	20045532	C008833M1	Buy	VDS	1,000	8.51	1,000			Waiting Progress	31/10/2020 14:03:00
30/10/2020	20045531	C008833M1	Sell	DXP	100	10.10	100			Waiting Progress	31/10/2020 14:02:28
30/10/2020	20045530	C008833M1	Sell	VNM	100	300.10		100	300.100	Fully Filled	31/10/2020 12:00:16
30/10/2020	20045529	C008833M1	Buy	VDS	1,000	8.36		1,000	8.360	Fully Filled	31/10/2020 11:58:46
16/10/2020	20033043	C008833X1	Buy	SHB	1,000,000	7.00				Cancelled	10/10/2020 11:37:27
16/10/2020	20033042	C008833M1	Sell	DXP	200,000	12.00				Cancelled	10/10/2020 11:30:00
15/10/2020	20033043	C008833X1	Buy	SHB	1,000,000	7.00	1,000,000			Expired	10/10/2020 11:37:27
15/10/2020	20033042	C008833M1	Sell	DXP	200,000	12.00	200,000			Expired	10/10/2020 11:30:00
14/10/2020	20033043	C008833X1	Buy	SHB	1,000,000	7.00	1,000,000			Expired	10/10/2020 11:37:27
14/10/2020	20033042	C008833M1	Sell	DXP	200,000	12.00	200,000			Expired	10/10/2020 11:30:00
13/10/2020	20033043	C008833X1	Buy	SHB	1,000,000	7.00	1,000,000			Expired	10/10/2020 11:37:27
13/10/2020	20033042	C008833M1	Sell	DXP	200,000	12.00	200,000			Expired	10/10/2020 11:30:00
12/10/2020	20033043	C008833X1	Buy	SHB	1,000,000	7.00	1,000,000			Expired	10/10/2020 11:37:27
12/10/2020	20033042	C008833M1	Sell	DXP	200,000	12.00	200,000			Expired	10/10/2020 11:30:00
12/10/2020	20033041	C008833M1	Sell	DIC	4,200	3.00				Expired	10/10/2020 11:29:22
Total					135,247,017		11,006,900	1,380,100	<div>◀◀ ◀ 1/ 42 ▶ ▶▶</div>		

History/ Matched Order History

ORDER

TRANSACTION

SERVICES

ACCOUNT

RESEARCH

Place Order

History

Investment Performance

Calculator

Order History

Matched Order History

From date

28/10/2020

To date


28/12/2020

C008833

Ticker

Search

Trading Date	Settlement Date	Account	Ticker	Buy			Sell			Fee		Tax		Payment Amount
				Qty	Price	Value	Qty	Price	Value	Fee Rate (%)	Fee	Trading	Dividend	
25/12/2020	29/12/2020	C008833M1	VDS	100	9.100	910.000				0.150	1.365			911.365
18/12/2020	22/12/2020	C008833X5	DXP				300	10.300	3,090.000	0.150	4.635	3.090		3,082.275
27/11/2020	01/12/2020	C008833M1	STB	1,000	22.200	22,200.000				0.150	33.300			22,233.300
02/11/2020	04/11/2020	C008833M1	SHB	1,000	35.100	35,100.000				0.150	52.650			35,152.650
30/10/2020	03/11/2020	C008833M1	VNM				100	300.100	30,010.000	0.150	45.015	30.010		29,934.975
30/10/2020	03/11/2020	C008833M1	VDS	1,000	8.360	8,360.000				0.150	12.540			8,372.540

- List **Order History / Matched Order History** by filter criteria in the upper right corner.
- Click  to download the data to Excel.

Investment Effective

ORDER

TRANSACTION

SERVICES

ACCOUNT

RESEARCH

Place Order

History

Investment Performance

Calculator

From date

31/07/2020

To date

31/10/2020

C008833

Ticker

Search

Date	Account	Ticker	Transaction Type	Transaction			Accumulation			Investment Performance	
				Qty	Price	Value	Qty	Cost Price	Cost Value	Profit/ Loss	Ratio (%)
08/09/2020	C008833M1	DIC	Buy	200	3.010	602.903	1,200	2.906	3,487.223		
08/09/2020	C008833M1	VDS	Buy	400	8.000	3,204.800	100,500	9.988	1,003,835.741		
08/09/2020	C008833M1	STB	Buy	100	21.850	2,188.278	400	21.845	8,738.088		
08/09/2020	C008833M1	VNM	Buy	6,000	280.000	1,682,520.000	6,100	280.256	1,709,560.500		
08/09/2020	C008833M1	DIC	Buy	3,000	3.090	9,283.905	4,200	3.041	12,771.128		
08/09/2020	C008833M1	VNM	Buy	100	303.000	30,345.450	6,200	280.630	1,739,905.950		
08/09/2020	C008833M1	VDS	Sell	-5,400	8.000	43,092.000	95,100	9.988	949,898.298	-10,845.443	-20.11
08/09/2020	C008833M1	VNM	Buy	900	303.100	273,199.185	7,100	283.536	2,013,105.135		
09/09/2020	C008833M1	VDS	Cash Dividend			-240,783.200	95,100	7.457	709,115.095		
10/09/2020	C008833M1	VDS	Buy	15,900	8.100	128,983.185	111,000	7.550	838,098.275		
16/09/2020	C008833M1	CEO	Sell	-1,000	40.100	39,999.750				39,999.750	
21/09/2020	C008833M1	VCG	Cash Dividend			-855.000					
30/09/2020	C008833M1	SHB	Sell	-7,300	35.000	254,861.250	478,996	19.689	9,430,841.452	111,133.238	77.32
01/10/2020	C008833M1	STB	Buy	100	23.050	2,308.458	500	22.093	11,046.546		
01/10/2020	C008833M1	CTG	Sell	-2,000	21.650	43,191.750		26.790		-10,388.500	-19.39
Total						22,491,675.766			143,688,092.350	3,311,936.160	


<<

<

3 / 4

>

>>

- **Investment Performance:** listed on the transactions that arise depending on the **Quantity** and **Cost Price** of each Securities Code such as Buy/ Sell/ Securities Deposit/ Securities Withdraw, Cash Dividend/ Share Dividend, Buying Rights ..., From which Profit/ Loss is calculated when executing the Sell order.
- List your investment by filter criteria in the upper right corner.
- Click  to download the data to Excel.

Cash Transfer

ORDER	TRANSACTION	SERVICES	ACCOUNT	RESEARCH
Cash Transfer	Margin	Entitlement	Securities Transfer	Order Confirmation
<input checked="" type="radio"/> To another account at RongViet <input type="radio"/> To bank account				
Sender Account	C008833M1			
Sender Account Name	Nguyễn A			
Beneficiary Account	C008833X1			
Beneficiary Account Name	Nguyễn A			
Bank Information	Beneficiary: Công ty CPCK Rồng Việt			
	Account Number: 211014851224345			
	Bank: EIB – PGD Tao Đàn – TP.HCM			
Transfer Amount				
Transfer Fee Rate	0%			
Fee Payer	<input type="radio"/> Sender <input checked="" type="radio"/> Beneficiary			
Content				
<input type="button" value="Confirm"/> <input type="button" value="Cancel"/>				

Status		From date	18/10/2020	To date	02/11/2020	C008833	Transaction Type	Status	Confirmation Date	Content
30/10/2020	Transfer to another account at RongViet	C008833M1	211014851224345	200,000.000		Beneficiary	Approved	31/10/2020	iDragon - chuyển tiền vào C002608M1 - Nguyễn Thị Quỳnh Liên, chốt lời VDS	
30/10/2020	Transfer to another account at RongViet	C008833M1	C008833X1	100,000.000		Beneficiary	Approved	31/10/2020	iDragon - C008833M1 -> C008833X1, Chuyển tiền ăn sáng	
Total				300,000.000						

- **To another account at RongViet:** Function that supports the cash transfer among accounts of the same owner or to different owners or transfer from securities account to derivatives account.
- **To bank account:** Function to support cash transfer from securities trading account to bank accounts registered on the system.
- Select **Sender Account**, **Beneficiary Account**
- **Transfer Amount:** Transfer amount of each account ≤ **Withdrawable** of **Total Account**.
- **Transfer Fee Rate:** is the transfer fee (%) that RongViet collects according to the Bank's fee schedule
- Select **Fee Payer** at **To Bank Account**:
- **Sender:** The sender account will be subject to the transfer fee (if any).
- **Beneficiary:** The beneficiary account will subject to the transfer fee (if any).
- Enter **Content** (if any).
- Click **Confirm** to complete the transaction.

Summary of Cash Balance

- Shows the Cash Balance in each account and **Total Account**.
- **Cash:** is the Cash balance after deducting the arising amounts (if any).
- **Selling Amount:** The amount of cash that can be used right after the sell order is matched instead of waiting for cash credited to the account according to regulations.
- **Withdrawable:** is the maximum amount that can be withdrawn from your account.

Total Account	Cash	:	690,623,084.461
	Selling Amount	:	29,923.903
	Withdrawable	:	640,652,448.067
C008833M1	Cash	:	589,189,008.104
	Selling Amount	:	29,923.903
	Withdrawable	:	589,218,392.030
C008833X1	Cash	:	100,433,790.959
	Selling Amount	:	
	Withdrawable	:	50,433,790.831

Notice:
 1. In order to pay cash transfer fee for only one time, you should accumulate fund into one account before transferring to bank account (if any).
 2. Cash transfer must be executed before 4:30PM.

Status

- List all **Cash Transfer** transactions according to the filter criteria in the upper right corner.

Status		From date	18/10/2020	To date	02/11/2020	C008833	Transaction Type	Status	Confirmation Date	Content
Date	Transaction Type	Sender Account	Beneficiary Account	Amount	Fee	Fee Payer	Status	Confirmation Date	Content	
30/10/2020	Transfer to another account at RongViet	C008833M1	211014851224345	200,000.000		Beneficiary	Approved	31/10/2020	iDragon - chuyển tiền vào C002608M1 - Nguyễn Thị Quỳnh Liên, chốt lời VDS	
30/10/2020	Transfer to another account at RongViet	C008833M1	C008833X1	100,000.000		Beneficiary	Approved	31/10/2020	iDragon - C008833M1 -> C008833X1, Chuyển tiền ăn sáng	



Margin

ORDER	TRANSACTION	SERVICES	ACCOUNT	RESEARCH
Cash Transfer	Margin	Entitlement	Securities Transfer	Order Confirmation
<input checked="" type="radio"/> Margin Loan Decrease <input type="radio"/> Margin Loan Increase <input type="radio"/> Margin Contract Extension				
Margin Account	C008833M1			
Outstanding Margin Loan	-1,000,000.000			
Interest on Margin Loan				
Margin Ratio	100.000			
Margin Call Value				
Total Matched Buy Amount (with estimated fee)	35,152.650			
Expiration date of Previous Period	26/06/2020			
Expiration date of Current Period	24/09/2020			
Ratio of Trading Value on Average Outstanding Loan	133,085.900			
Margin Loan Decrease				
Usable Cash	700,000.000			
Principal Payment Amount				
<input type="button" value="Confirm"/> <input type="button" value="Cancel"/>				

Total Account	Cash		
	Cash	:	691,623,084.461
	Selling Amount	:	29,923.903
	Withdrawable	:	641,352,448.067
C008833M1	Cash	:	590,189,008.104
	Selling Amount	:	29,923.903
	Withdrawable	:	589,918,392.030
C008833X1	Cash	:	100,433,790.959
	Selling Amount	:	
	Withdrawable	:	50,433,790.831

Notice:
 1. Requests for additional loan and contract extension must be approved by RongViet.
 2. Expiration Date, Next Expiration Date, Ratio of Trading Value on Average Outstanding Loan and Estimated Extension Fee will be updated at dayend process.
 3. Transaction must be executed before 4:30PM.

Date	Account	Amount	Status	Remark
02/11/2020	C008833M1	300,000.000	Waiting Progress	

Margin Loan Decrease

- Select **Margin Account** to decrease loan.
- Enter **Principal Payment Amount**, this amount \leq **Withdrawable**
- Click **Confirm** to complete the transaction.

Margin Loan Decrease	
Usable Cash	700,000.000
Principal Payment Amount	300,000
<input type="button" value="Confirm"/> <input type="button" value="Cancel"/>	

Margin Contract Extension

- A transaction that the Client requests to renew the expired Margin trading contract. RongViet system allows you to submit a renewal request 03 days before the **Expiration date of Current Period**.
- Select the **Margin Account** you want to extend.
- **Type of Extension:**
 - **Free of charge:** when **Outstanding Margin Loan** at **Expiration date of Current Period** = 0 or **Ratio of Trading Value on Average Outstanding Loan** \geq 3.
 - **Paying Fee:** when **Ratio of Trading Value on Average Outstanding Loan** $<$ 3.
- Click **Confirm** to complete the transaction.

Margin Contract Extension	
Estimated Extension Fee	0.000
Type of Extension	<input checked="" type="radio"/> Free of charge <input type="radio"/> Paying Fee
<input type="button" value="Confirm"/> <input type="button" value="Cancel"/>	

Status

- List all **Margin** transactions according to the filter criteria in the upper right corner.

Date	Account	Amount	Status	Remark
02/11/2020	C008833M1	300,000.000	Waiting Progress	

- **Margin:** for accounts using margin trading service, supporting implementation of **Margin Loan Decrease**, **Margin Loan Increase**, **Margin Contract Extension**.
- **Outstanding Margin Loan:** is the outstanding loan at the previous trading date.
- **Interest on Margin Loan:** Interest is accrued on a daily basis and collected monthly.
- **Margin Ratio:** the ratio evaluates the safety of the account, the higher the rate the safer the account is.
- **Margin Call Value:** is the difference between the ability to receive debt and Outstanding Margin Loan
- **Expiration date of Current Period:** is the date on which the Margin Trading Contract expires.

Margin Loan Increase

- Is the Loan Transaction to buy securities, support for accounts with matched buy orders in the day but do not want to use cash and/ or cash in advance available to pay the purchase.
- Select **Margin Account** want to increase loan.
- Enter **Loan Increase Amount**, this amount \leq **Maximum Loan**
- Click **Confirm** to complete the transaction.

Margin Loan Increase	
Maximum Loan	30,152.650
Loan Increase Amount	5,000
<input type="button" value="Confirm"/> <input type="button" value="Cancel"/>	



Entitlement

ORDER	TRANSACTION	SERVICES	ACCOUNT	RESEARCH
Cash Transfer	Margin	Entitlement	Securities Transfer	Order Confirmation

Account Number	C008833X1	Total Account	Cash	:	691,623,084.461
Ticker	ACB		Selling Amount	:	29,923.903
Record Date	26/10/2020		Withdrawable	:	641,352,448.067
Registration Period	30/09/2020 - 26/11/2020		Cash	:	590,189,008.104
Buyable Quantity	72		Selling Amount	:	29,923.903
Available Quantity	72	C008833M1	Withdrawable	:	589,918,392.030
Buying Quantity			Cash	:	100,433,790.959
Price	10.000	C008833X1	Selling Amount	:	
Total Value			Withdrawable	:	50,433,790.831
		C008833X5	Cash	:	1,000,285.398
			Selling Amount	:	
			Withdrawable	:	1,000,265.206

Confirm		Cancel	
---------	--	--------	--

Status		From date	18/10/2020	To date	02/11/2020	C008833	Status	Search
Registered Date	Account	Ticker	Registered Quantity	Price	Total Value	Status	Remark	
30/10/2020	C008833M1	ACB	55	10.000	550.000	Paid		

Rights Query		From date	02/09/2020	To date	02/11/2020	C008833	Type of Rights	Status	Search
Account	Ticker	Type of Rights	Record Date	Estimated Execution Date	Quantity on the record date	Quantity to be disbursed	Net Receivable Cash	Status	
C008833M1	ACB	Share Buying Right	26/10/2020		1,150	0		Undisbursed	
C008833X1	ACB	Share Buying Right	26/10/2020		168	0		Undisbursed	
C008833M1	ACB	Share Buying Right	26/10/2020		1,128	55		Undisbursed	
C008833M1	SHB	Stock Dividend	08/10/2020	12/10/2020	269,996	115,797		Disbursed	
C008833X1	SHB	Stock Dividend	08/10/2020	12/10/2020	199	0		Disbursed	

Share Buying Right Registration

- **Record Date:** Is the cut-off date used to determine which shareholders are entitled to share buying rights.
- **Buyable Quantity:** The quantity that a Client is allowed to buy according to the ratio of the Buying Right.
- **Available Quantity:** The quantity of remaining quantity that a Client can buy.
- Select **Account Number, Ticker.**
- Enter **Buying Quantity.**
- Click **Confirm** to complete the transaction.

Account Number	C008833X1
Ticker	ACB
Record Date	26/10/2020
Registration Period	30/09/2020 - 26/11/2020
Buyable Quantity	72
Available Quantity	72
Buying Quantity	
Price	10.000
Total Value	

Confirm		Cancel	
---------	--	--------	--

Status

Rights Query		From date	02/09/2020	To date	02/11/2020	C008833	Type of Rights	Status	Search
Account	Ticker	Type of Rights	Record Date	Estimated Execution Date	Quantity on the record date	Quantity to be disbursed	Net Receivable Cash	Status	
C008833M1	ACB	Share Buying Right	26/10/2020		1,150	0		Undisbursed	
C008833X1	ACB	Share Buying Right	26/10/2020		168	0		Undisbursed	
C008833M1	ACB	Share Buying Right	26/10/2020		1,128	55		Undisbursed	
C008833M1	SHB	Stock Dividend	08/10/2020	12/10/2020	269,996	115,797		Disbursed	
C008833X1	SHB	Stock Dividend	08/10/2020	12/10/2020	199	0		Disbursed	

Rights Query

- List all **Rights** according to the filter criteria in the upper right corner.

Status		From date	18/10/2020	To date	02/11/2020	C008833	Status	Search
Registered Date	Account	Ticker	Registered Quantity	Price	Total Value	Status	Remark	
30/10/2020	C008833M1	ACB	55	10.000	550.000	Paid		

Securities Transfer

ORDER	TRANSACTION	SERVICES	ACCOUNT	RESEARCH
Cash Transfer	Margin	Entitlement	Securities Transfer	Order Confirmation

Sending Account
C008833M1
Receiving Account
C008833X1
Content

List of stock transfer

<input type="checkbox"/>	Ticker	Margin Ratio	Usable	Quantity
<input type="checkbox"/>	ABC		94	94
<input type="checkbox"/>	ACB	50	1,110	1,110
<input type="checkbox"/>	ACB		1,000	1,000
<input type="checkbox"/>	API		1	1
<input type="checkbox"/>	CEO	40	168,989	168,989

Confirm Cancel

Notice:

- Securities transfer is only possible between accounts with the same owner at RongViet.
- The sending account must ensure to pay all debt obligations for RongViet.

Status

Date	Sending Account	Receiving Account	Ticker	Quantity	Status	Content
02/11/2020	C008833X1	C008833M1	SHB	48	Approved	IDragon - C008833X1 -> C008833M1
02/11/2020	C008833X1	C008833M1	CEO	10	Approved	IDragon - C008833X1 -> C008833M1
02/11/2020	C008833X1	C008833M1	ACB	10	Approved	IDragon - C008833X1 -> C008833M1
02/11/2020	C008833X1	C008833M1	ABC	5	Approved	IDragon - C008833X1 -> C008833M1

From date 18/10/2020 To date 02/11/2020 C008833 Search

- Support Client to transfer securities among accounts of the same owner.
- Select **Sending Account**, **Receiving Account**
- Enter **Content** (if any).
- Tick all / lines you want to transfer, and edit **Quantity** (if necessary).
- Click **Confirm** to complete the transaction.

ORDER	TRANSACTION	SERVICES	ACCOUNT	RESEARCH
Cash Transfer	Margin	Entitlement	Securities Transfer	Order Confirmation

Sending Account
C008833M1
Receiving Account
C008833X1
Content

List of stock transfer

<input type="checkbox"/>	Ticker	Margin Ratio	Usable	Quantity
<input type="checkbox"/>	ABC		94	94
<input type="checkbox"/>	ACB	50	1,110	1,110
<input type="checkbox"/>	ACB		1,000	1,000
<input type="checkbox"/>	API		1	1
<input type="checkbox"/>	CEO	40	168,989	168,989

Confirm Cancel

Status

Status							From date	18/10/2020	To date	02/11/2020	C008833	Search
Date	Sending Account	Receiving Account	Ticker	Quantity	Status	Content						
02/11/2020	C008833X1	C008833M1	SHB	48	Approved	IDragon - C008833X1 -> C008833M1						
02/11/2020	C008833X1	C008833M1	CEO	10	Approved	IDragon - C008833X1 -> C008833M1						
02/11/2020	C008833X1	C008833M1	ACB	10	Approved	IDragon - C008833X1 -> C008833M1						
02/11/2020	C008833X1	C008833M1	ABC	5	Approved	IDragon - C008833X1 -> C008833M1						

- List all **Securities Transfer** transactions according to the filter criteria in the upper right corner.

Order Confirmation

ORDER	TRANSACTION	SERVICES	ACCOUNT	RESEARCH
Cash Transfer	Margin	Entitlement	Securities Transfer	Order Confirmation

No.	Date	Account	Order	Buy/ Sell	Type	Exchange	Ticker	Qty	Price
1	09/09/2020	C008833M1	Place Order	Buy	LO	HSX	VDS	100	7.77

Multiple Confirmation

- List all **Orders** need to be confirmed in the box above.
- Select **Multiple Confirmation** to confirm the orders.

smsDragon

ORDER	TRANSACTION	SERVICES	ACCOUNT	RESEARCH
smsDragon	mailDragon	ETA	Automatic Loan Repayment	Authentication Method
Loyalty Programme				
Account Number	C008833M1			
Full Name	Nguyễn A			
Type	<input type="radio"/> Register <input checked="" type="radio"/> Change <input type="radio"/> Cancel			
Registered Mobile Number	0989248463			
Features	<input checked="" type="checkbox"/> Service Notification <input checked="" type="checkbox"/> Order Notification <input checked="" type="checkbox"/> Securities Transaction Notification <input checked="" type="checkbox"/> Cash Transaction Notification <input checked="" type="checkbox"/> Margin Account Notification			
Fee	VND 8.800/ month			
<div>Confirm</div> <div>Cancel</div>				

When you click **Confirm** to use the service, it means you also confirm you have read and agreed to the terms and conditions:

- Online Trading (iDragon) Terms of Use and Online Trading Risk Announcement: [details](#).
- Terms and conditions of smsDragon:
 - The Client are responsible for the security of provided information.
 - The Client will not have any complaints about the information provided by smsDragon.
 - RongViet tries to ensure that smsDragon operates stably and securely, however RongViet is not responsible for any risk by using smsDragon.

Trading Date	Account	Transaction Type	Registered Mobile Number	Updated Mobile Number	SMS Fee	Channel	Status	Confirmation Date
02/11/2020	C008833M1	Register	0989248463		8.800	Web	Approved	02/11/2020
02/11/2020	C008833X1	Register	0366225234		8.800	Web	Approved	02/11/2020
23/10/2020	C008833X1	Cancel	0366225234			Web	Approved	23/10/2020

- This is a text message service to notify account transactions as well as service notifications to registered phone numbers.
- Select **Account Number**; **Type**: Register, Change or Cancel; **Registered Mobile Number**.
- **Features**: choose at least 1 type of feature you want to receive information through SMS.
- Click **Confirm** to complete the transaction.

Status

Status								
		From date	18/10/2020	To date	02/11/2020	C008833	Transaction Type	Channel
Trading Date	Account	Transaction Type	Registered Mobile Number	Updated Mobile Number	SMS Fee	Channel	Status	Confirmation Date
02/11/2020	C008833M1	Register	0989248463		8.800	Web	Approved	02/11/2020
02/11/2020	C008833X1	Register	0366225234		8.800	Web	Approved	02/11/2020
23/10/2020	C008833X1	Cancel	0366225234			Web	Approved	23/10/2020

- List all **smsDragon** transactions according to the filter criteria in the upper right corner.

mailDragon

ORDER	TRANSACTION	SERVICES	ACCOUNT	RESEARCH
smsDragon	mailDragon	ETA	Automatic Loan Repayment	Authentication Method
Loyalty Programme				
Account Number	C008833M1			
Full Name	Nguyễn A			
Type	<input type="radio"/> Register <input checked="" type="radio"/> Change <input type="radio"/> Cancel			
Registered Email	lien.ntq@vpsc.com.vn			
Features	<input type="checkbox"/> Securities Account Balance and Transactions Notification <input type="checkbox"/> Securities Market Analysis Reports <input checked="" type="checkbox"/> Products and Services Notification <input type="checkbox"/> Derivatives Account Balance and Transactions Notification <input type="checkbox"/> Derivatives Market Analysis Reports			
Fee	Free of charge			
<div>Confirm</div> <div>Cancel</div>				

When you click **Confirm** to use the service, it means you also confirm you have read and agreed to the terms and conditions:

- Online Trading (iDragon) Terms of Use and Online Trading Risk Announcement: [details](#).
- Terms and conditions of mailDragon:
 - Clients are responsible for the security of provided information.
 - Clients will not have any complaints about the information provided by mailDragon.
 - RongViet tries to ensure that mailDragon operates stably and securely, however RongViet is not responsible for any risk by using mailDragon.

- This is a email service to notify account transactions as well as service notifications to registered emails.
- Select **Account Number**; **Type**: Register, Change or Cancel; **Registered Email**.
- **Features**: choose at least 1 type of feature you want to receive information through email.
- Click **Confirm** to complete the transaction.

ETA

ORDER	TRANSACTION	SERVICES	ACCOUNT	RESEARCH						
smsDragon	mailDragon	ETA	Automatic Loan Repayment	Authentication Method						
			Loyalty Programme							
Account Number	C008833M1									
Full Name	Nguyễn A									
Type	<input type="radio"/> Register <input checked="" type="radio"/> Cancel									
Features	<p> <input checked="" type="checkbox"/> Transaction Fee Rate: 0.15% / Total transaction value. <input checked="" type="checkbox"/> FeeBack: Redeem 10% / Net transaction fee for orders placing via internet trading channels. Net transaction fee = Transaction Fee - Fee paid to Stock Exchanges. <input checked="" type="checkbox"/> FeeBack: was redeemed quarterly, at least VND100,000. </p>									
Fee	Free of charge									
<input type="button" value="Confirm"/>										
Status										
Trading Date	Account	Transaction Type	Channel	Status						
13/08/2020	C008833M1	Cancel	Web	Waiting Approval						
12/08/2020	C008833X5	Cancel	Web	Waiting Approval						
12/08/2020	C008833M1	Register	Web	Approved						
12/08/2020	C008833X5	Register	Web	Approved						
09/10/2017	C008833M1	Cancel	Web	Denied						
FeeBack Transaction History										
From date	To date	Account	E-Trading Transaction Value	E-Trading Transaction Fee	Redeemed Fee	Fee paid to Stock Exchanges	ETA's Fee	Monthly FeeBack	Paid FeeBack	Accumulated Unpaid FeeBack
26/12/2018	25/01/2019	C008833M1	136,672.100	205.027		40.995	164.032	16.403		16.403
26/01/2019	25/02/2019	C008833M1	188,939.500	283.420		56.675	226.745	22.674		39.077
26/02/2019	25/03/2019	C008833M1	676,257.000	1,014.431		202.870	811.561	81.156	120.233	
26/03/2019	25/04/2019	C008833M1	544,632.300	816.987		163.382	653.605	65.360		65.360
26/04/2019	25/05/2019	C008833M1	86,238.200	129.365		25.867	103.498	10.349		75.709

- Select **Type: Register** or **Cancel**.
- Click **Confirm** to complete the transaction.

Status

Status					
Trading Date	Account	Transaction Type	Channel	Status	Confirmation Date
13/08/2020	C008833M1	Cancel	Web	Waiting Approval	
12/08/2020	C008833X5	Cancel	Web	Waiting Approval	
12/08/2020	C008833M1	Register	Web	Approved	13/08/2020
12/08/2020	C008833X5	Register	Web	Approved	12/08/2020
09/10/2017	C008833M1	Cancel	Web	Denied	09/10/2017

- List all ETA Registration / Cancellation transactions.

FeeBack Transaction History

FeeBack Transaction History										
From date	To date	Account	E-Trading Transaction Value	E-Trading Transaction Fee	Redeemed Fee	Fee paid to Stock Exchanges	ETA's Fee	Monthly FeeBack	Paid FeeBack	Accumulated Unpaid FeeBack
26/12/2018	25/01/2019	C008833M1	136,672.100	205.027		40.995	164.032	16.403		16.403
26/01/2019	25/02/2019	C008833M1	188,939.500	283.420		56.675	226.745	22.674		39.077
26/02/2019	25/03/2019	C008833M1	676,257.000	1,014.431		202.870	811.561	81.156	120.233	
26/03/2019	25/04/2019	C008833M1	544,632.300	816.987		163.382	653.605	65.360		65.360
26/04/2019	25/05/2019	C008833M1	86,238.200	129.365		25.867	103.498	10.349		75.709

- List the FeeBack Transactions according to the filter criteria in the upper right corner.
- **ETA's fee = E-Trading Transaction Fee - Redeemed Fee - Fee paid to Stock Exchanges**
- **Monthly FeeBack = ETA's fee * 10%**
- **Paid FeeBack:** is the automatic feedback quarterly, at least VND100,000/ time.
- **Accumulated Unpaid FeeBack:** is unpaid **FeeBack** accumulates each month.



Automatic Loan Repayment

ORDER	TRANSACTION	SERVICES	ACCOUNT	RESEARCH
smsDragon	mailDragon	ETA	Automatic Loan Repayment	Authentication Method
Account Number	C008833M1	When you click Confirm to use the service, it means you also confirm you have read and agreed to the terms and conditions: 1. Online Trading (iDragon) Terms of Use and Online Trading Risk Announcement: details . 2. Terms and conditions of Automatic Loan Repayment: 2.1. Automatic Loan Repayment will be executed if you have paid for all intraday payment obligations and the cash balance > 0. 2.2. Automatic Loan Repayment Amount ≤ Outstanding Margin Loan.		
Full Name	Nguyễn A			
Type	<input checked="" type="radio"/> Register <input type="radio"/> Cancel			
Fund for Loan Repayment	Cash			
Fee	Free of charge			
Confirm				
Status				
Trading Date	Account	Transaction Type	Status	Confirmation Date
28/09/2020	C008833M1	Cancel	Approved	28/09/2020 14:19:27

- An Automatic Loan Repayment service at the end of day after the account has paid the obligations and cash balance > 0
- Select **Account Number**, Select **Type**: Register or Cancel
- Click **Confirm** to complete the transaction.

Status

- List all **Automatic Loan Repayment Registration/ Cancellation**

Status				
Trading Date	Account	Transaction Type	Status	Confirmation Date
28/09/2020	C008833M1	Cancel	Approved	28/09/2020 14:19:27

Authentication Method

ORDER	TRANSACTION	SERVICES	ACCOUNT	RESEARCH
smsDragon	mailDragon	ETA	Automatic Loan Repayment	Authentication Method
Account Number	C008833	When you click Confirm to use the service, it means you also confirm you have read and agreed to the terms and conditions: 1. Online Trading (iDragon) Terms of Use and Online Trading Risk Announcement: details . 2. Terms of use of Authentication method by Matrix Card/ SMS/ Email: 2.1. Fee charge will be applied for SMS Authentication: Fee Schedule . 2.2. SMS/ EMAIL Authentication: While executing a transaction, a verification code will be sent to your registered mobile number/ email. This verification code is applied for all transactions on online trading systems of RongViet. 2.3. The Client is responsible for the security of provided information.		
Full Name	Nguyễn A			
Type	<input type="radio"/> Register <input checked="" type="radio"/> Change <input type="radio"/> Cancel			
Authentication Method	<input type="radio"/> Matrix Card <input checked="" type="radio"/> SMS <input type="radio"/> Email			
Card Number/ Mobile Number/ Email	0366225234			
Fee	Fee schedule			
		Confirm	Cancel	

Status									
					From date	02/09/2020	To date	02/11/2020	Search
Registered Date	Registered Authentication Method	Updated Authentication Method	Registered Card No./ Mobile No./ Email	Updated Card No./ Mobile No./ Email	Type	Channel	Status	Confirmation Date	Remark
28/09/2020	CARD	SMS	017575	0366225234	Change	Android	Approved	28/09/2020 14:37:19	
14/09/2020	CARD		017575		Register	Web	Approved	14/09/2020 13:24:05	
14/09/2020	CARD		017575		Cancel	Web	Approved	14/09/2020 13:23:39	
14/09/2020	SMS	CARD	0366225234	017575	Change	Web	Approved	14/09/2020 13:23:30	
08/09/2020	CARD	SMS	017575	0366225234	Change	Web	Approved	08/09/2020 11:27:55	

- Is a service that provides **Authentication Method** when making transactions of Placing Order, Cash Transfer... . You can choose to use the most suitable method:
- **Matrix Card** (cardOTP): is a physical card with many different value boxes, when making a transaction, the system will randomly generate 2 values to be verified, you enter 2 corresponding values in the matrix card.
- **SMS / Email** (smsOTP / mailOTP): when making transactions, the system will randomly generate an Authentication Number and will be sent to your registered phone number / Email. The code will be effective within 5 minutes.
- Select **Type**: Register, Change or Cancel, Select **Card Number/ Mobile Number/ Email**
- Click **Confirm** to complete the transaction.

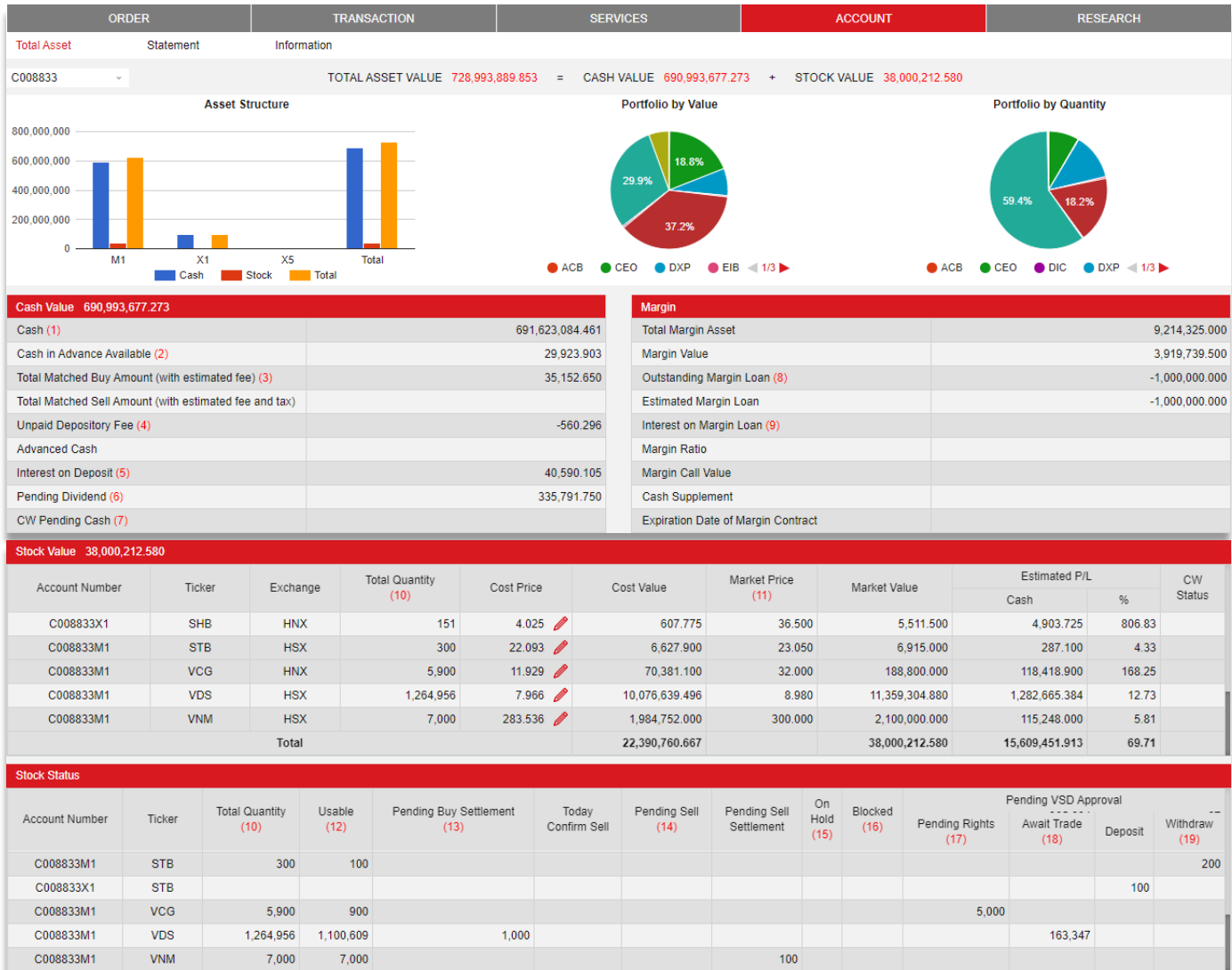
Status

- List all **Authentication Method** transactions according to the filter criteria in the upper right corner.

Status									
					From date	02/09/2020	To date	02/11/2020	Search
Registered Date	Registered Authentication Method	Updated Authentication Method	Registered Card No./ Mobile No./ Email	Updated Card No./ Mobile No./ Email	Type	Channel	Status	Confirmation Date	Remark
28/09/2020	CARD	SMS	017575	0366225234	Change	Android	Approved	28/09/2020 14:37:19	
14/09/2020	CARD		017575		Register	Web	Approved	14/09/2020 13:24:05	
14/09/2020	CARD		017575		Cancel	Web	Approved	14/09/2020 13:23:39	
14/09/2020	SMS	CARD	0366225234	017575	Change	Web	Approved	14/09/2020 13:23:30	
08/09/2020	CARD	SMS	017575	0366225234	Change	Web	Approved	08/09/2020 11:27:55	



Total Asset

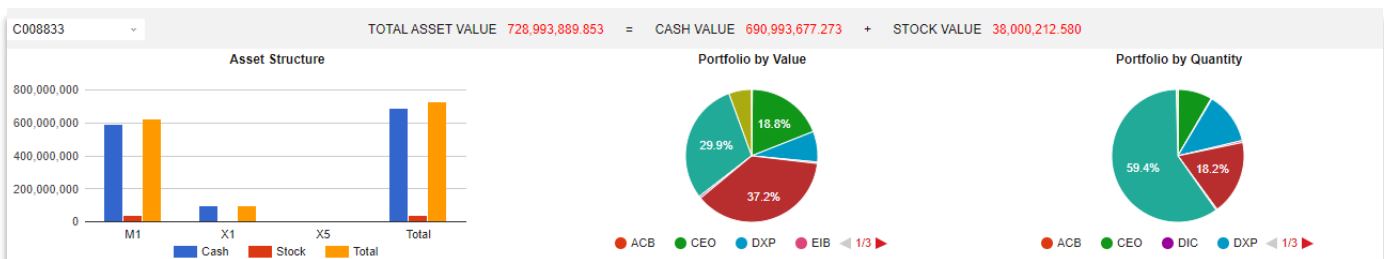


Stock Status

Account Number	Ticker	Total Quantity (10)	Usable (12)	Pending Buy Settlement (13)	Today Confirm Sell	Pending Sell (14)	Pending Sell Settlement	On Hold (15)	Blocked (16)	Pending Rights (17)	Pending VSD Approval (18)	Deposit	Withdraw (19)
C008833M1	STB	300	100										200
C008833X1	STB											100	
C008833M1	VCG	5,900	900							5,000			
C008833M1	VDS	1,264,956	1,100,609	1,000							163,347		
C008833M1	VNM	7,000	7,000					100					

➤ The data is displayed by the selected account, you can choose to view Total assets by each Account or Total accounts.

Total Asset Value



- **Total Asset Value = Cash Value + Stock Value**
- **Asset Structure:** Column chart of the **Cash** and **Stock** values of the Account.
- **Portfolio by Value:** Pie chart of stock proportion weighted portfolio by **Value**.
- **Portfolio by Quantity:** Pie chart of stock proportion weighted portfolio by **Quantity**.

Cash Value

Cash Value 690,993,677.273	
Cash (1)	691,623,084.461
Cash in Advance Available (2)	29,923.903
Total Matched Buy Amount (with estimated fee) (3)	35,152.650
Total Matched Sell Amount (with estimated fee and tax)	
Unpaid Depository Fee (4)	-560.296
Advanced Cash	
Interest on Deposit (5)	40,590.105
Pending Dividend (6)	335,791.750
CW Pending Cash (7)	

- **Unpaid Fee:** Including Depository Fee, SMS Fee ... is accumulated by Day/ Month and collected monthly.
- **Advanced Cash:** the selling amount has been advanced.
- **Interest on Deposit:** is accrued on a daily basis and paid monthly.
- **Pending Dividend:** Cash dividends waiting to be allocated to the account.
- **Covered Warrant (CW) Pending Cash:** is the amount of a warrant held to maturity and has ITM status (In interest).

Cash Value = Cash + Cash in Advance Available – Total Matched Buy Amount + Unpaid Depository Fee + Interest on Deposit + Pending Dividend + CW Pending Cash + Outstanding Margin Loan + Interest on Margin Loan


Margin

Margin	
Total Margin Asset	9,214,325.000
Margin Value	3,919,739.500
Outstanding Margin Loan (8)	-1,000,000.000
Estimated Margin Loan	-1,000,000.000
Interest on Margin Loan (9)	
Margin Ratio	
Margin Call Value	
Cash Supplement	
Expiration Date of Margin Contract	

- **Margin:** for accounts using Margin Trading service.
- **Total Margin Asset:** Total value of securities allowed for margin trading.
- **Margin Value:** is the value calculated from the value of margin securities and calculated into the Buying Power to place an order.
- **Outstanding Margin Loan:** is the outstanding margin loan at the previous trading date.
- **Estimated Margin Loan:** is the margin loan that arises at the current date.
- **Interest on Margin Loan:** is accumulated on a daily basis and collected monthly.
- **Margin Ratio:** The ratio evaluates the safety level of an account. The higher the margin rate, the higher the safety level of the Account..
- **Cash Supplement:** Amount to be deposited to bring the Account to Safe Ratio.

Stock Value

Stock Value 38,000,212.580										
Account Number	Ticker	Exchange	Total Quantity (10)	Cost Price	Cost Value	Market Price (11)	Market Value	Estimated P/L		CW Status
								Cash	%	
C008833X1	SHB	HNX	151	4.025	607.775	36.500	5,511.500	4,903.725	806.83	
C008833M1	STB	HSX	300	22.093	6,627.900	23.050	6,915.000	287.100	4.33	
C008833M1	VCG	HNX	5,900	11.929	70,381.100	32.000	188,800.000	118,418.900	168.25	
C008833M1	VDS	HSX	1,264,956	7.966	10,076,639.496	8.980	11,359,304.880	1,282,665.384	12.73	
C008833M1	VNM	HSX	7,000	283.536	1,984,752.000	300.000	2,100,000.000	115,248.000	5.81	
Total					22,390,760.667		38,000,212.580	15,609,451.913	69.71	

- **Total Quantity:** Total quantity of existing or pending securities of the account, including: **Usable, Pending Buy Settlement, Pending Rights ...**
- **Cost Price:** Click  to adjust the desired Cost price. The adjusted cost price will be recognized by the system as a basis for further calculation when there are transactions.
- **Cost Value = Total Quantity x Cost Price.**
- **Market price:** The stock price at the present time.
- **Estimated Profit/Loss (P/L):** Market Value – Cost Value
- **Estimated P/L (%) = (Market Value – Cost Value) / Cost Value.**
- **Covered Warrant (CW) Status:** includes 3 states: Profit (ITM), Breakeven (ATM), Loss (OTM). If the Warrant is held until maturity, only Interest (ITM) status will be paid for the difference calculated on the Settlement Price, Strike Price and Conversion Rate.

Stock Value = Total Quantity * Market Price


Stock Status

Stock Status												
Account Number	Ticker	Total Quantity (10)	Usable (12)	Pending Buy Settlement (13)	Today Confirm Sell	Pending Sell (14)	Pending Sell Settlement	On Hold (15)	Blocked (16)	Pending Rights (17)	Pending VSD Approval Await Trade (18)	Deposit (19)
C008833M1	STB	300	100									200
C008833X1	STB											100
C008833M1	VCG	5,900	900							5,000		
C008833M1	VDS	1,264,956	1,100,609	1,000							163,347	
C008833M1	VNM	7,000	7,000				100					

- **Usable:** Quantity that can be traded.
- **Pending Buy Settlement:** Quantity purchased, not yet settled to the account.
- **Today Confirm Sell:** Quantity to be sold on the current trading day.
- **Pending Sell:** Quantity ordered to sell, not matched at the current trading day.
- **Pending Sell Settlement:** Quantity sold, to be settled from the account.
- **On Hold:** Quantity unallowed to trade.
- **Blocked:** Quantity blocked.
- **Pending VSD (Vietnam Securities Depository) Approval:** Quantity waiting for VSD's confirmation to be Increased/ Decreased to the account.
- **Pending Rights:** Quantity of rights will be increased to the account, such as dividends in shares, stock purchases, additional issues ...
- **Await Trade:** Quantity deposited but not yet allowed to trade at Stock Exchanges.
- **Deposit:** Quantity awaiting for depository effect to increase the balance on the account.
- **Withdraw:** Quantity awaiting for withdrawal/ transfer to reduce the balance on the account.

Total Quantity = Usable + Pending Buy Settlement + Pending Sell + On Hold + Blocked + Pending Rights + Await Trade + Withdraw

Statement

- List detailed history of **Stock, Cash, Cash in Advance, Margin, Depository Fee, SMS Fee** according to filter criteria in the upper right corner.
- Click  to download the data to Excel.

Stock

ORDER		TRANSACTION		SERVICES		ACCOUNT		RESEARCH			
Total Asset		Statement		Information							
<input checked="" type="radio"/> Stock		<input type="radio"/> Cash		<input type="radio"/> Cash in Advance		<input type="radio"/> Margin		<input type="radio"/> Depository Fee		<input type="radio"/> SMS Fee	
From date 18/10/2020 To date 02/11/2020 C008833 Ticker Search											
Date	Account	Ticker	Remark						Increase	Decrease	
02/11/2020	C008833M1	ABC	Gửi CK(Lưu ký) Transfer from Sub Account: C008833X1						5		

Cash

ORDER		TRANSACTION		SERVICES		ACCOUNT		RESEARCH			
Total Asset		Statement		Information							
<input type="radio"/> Stock		<input checked="" type="radio"/> Cash		<input type="radio"/> Cash in Advance		<input type="radio"/> Margin		<input type="radio"/> Depository Fee		<input type="radio"/> SMS Fee	
From date 18/10/2020 To date 02/11/2020 C008833M1 Search											
Date	Account	Transaction Type		Increase	Decrease	Balance	Remark				
23/10/2020	C008833M1	Interest on Deposit		105.664.627		689.497.930.644	Lãi suất nhận được				

Cash in Advance

ORDER		TRANSACTION		SERVICES		ACCOUNT		RESEARCH			
Total Asset		Statement		Information							
<input type="radio"/> Stock		<input type="radio"/> Cash		<input checked="" type="radio"/> Cash in Advance		<input type="radio"/> Margin		<input type="radio"/> Depository Fee		<input type="radio"/> SMS Fee	
From date <input type="text" value="02/09/2020"/> To date <input type="text" value="02/11/2020"/> <input type="text" value="C008833"/> <input type="text" value="Transaction Type"/> <input type="button" value="Search"/>											
Account	Trading Date (1)	Settlement Date (2)	Transaction Type (3)	Total Advanced Amount (4)		Advancing Rate/ Day (%) (5)		Advancing Fee (6)		Net Receivable (7)	Advancing Return
C008833M1	16/09/2020	18/09/2020	Cash in Advance	39,999.749		0.083		66.555		39,933.194	

Margin

ORDER		TRANSACTION		SERVICES		ACCOUNT		RESEARCH	
Total Asset		Statement		Information					
<input type="radio"/> Stock	<input type="radio"/> Cash	<input type="radio"/> Cash in Advance	<input checked="" type="radio"/> Margin	<input type="radio"/> Depository Fee	<input type="radio"/> SMS Fee				
						From date		01/06/2020	
						To date		01/08/2020	
								C008833	
						<input type="button" value="Search"/>		<input type="button" value="X"/>	
Date	Account	Loan				Interest			
		Opening	Increase	Decrease	Ending	Paid	Unpaid	Total Interest Amount	
10/07/2020	C008833		3,000.000		3,000.000	0.960			0.960

Depository Fee

ORDER		TRANSACTION		SERVICES		ACCOUNT		RESEARCH	
Total Asset		Statement		Information					
<input type="radio"/> Stock	<input type="radio"/> Cash	<input type="radio"/> Cash in Advance	<input type="radio"/> Margin	<input checked="" type="radio"/> Depository Fee	<input type="radio"/> SMS Fee				
From date 18/10/2020 To date 02/11/2020 C008833 <input type="button" value="Search"/>									
Date	Account	Securities/ Fund Certificate/ Covered Warrant			Bond		Fee Collection		
		Quantity	Fee		Quantity	Fee	Paid	Unpaid	Total Fee
01/11/2020	C008833M1	2,043,457	18.392		1,000	0.006		18.398	18.398

SMS Fee

ORDER		TRANSACTION		SERVICES		ACCOUNT		RESEARCH	
Total Asset		Statement		Information					
<input type="radio"/> Stock		<input type="radio"/> Cash		<input type="radio"/> Cash in Advance		<input type="radio"/> Margin		<input type="radio"/> Depository Fee	
						<input checked="" type="radio"/> SMS Fee			
From date 18/10/2020 To date 02/11/2020 C008833 Search									
Month/ Year		Account		Fee Collection					
				Paid		Unpaid		Total Fee	

Information

ORDER	TRANSACTION	SERVICES	ACCOUNT	RESEARCH
Total Asset	Statement	Information		
Account Information		Client Information		
Account Number	C008833M1			
Type of Account	Margin Account			
Status	Normal			
Status Level				
Authorized Person				
Open Date	14/10/2013			
Account Manager		Manager of Account Manager		
Full Name	CTCP CHỨNG KHOẢN RỒNG VIỆT, HỒI SỞ			
Telephone	(84-8) 6299 2006			
Mobile	(84-8) 6299 2020			
Email	cskh@vdsc.com.vn			
Registered Service Information				
Online trading - iDragon		SMS Authentication		
Call Center		Unregistered		
mailDragon Services		Registered		
smsDragon Services		Registered		
ETA Services		Registered		
Expiration Date of Margin Contract		24/09/2020		
Change Password				
Current Password		<input type="password"/>		
New Password		<input type="password"/>		
New password confirmation		<input type="password"/>		
		<input type="button" value="Confirm"/>		

- Function that allows you to update and monitor your **Account Information**, **Client Information**, **Account Manager**, **Registered Service Information** and **Change Password**

Account Information

- Click **Account Number** to view **Account Information**, **Client Information**, **Account Manager**, **Manager of Account Manager** and **Registered Service Information** respectively.
- For **unregistered** products and services that customers wishing to use, please register at the tab **SERVICES** or contact the **account manager** for support.

Account Information	Client Information
Account Number	C008833M1
Type of Account	Margin Account
Status	Normal
Status Level	
Authorized Person	
Open Date	14/10/2013
Account Manager	
Manager of Account Manager	
Full Name	CTCP CHỨNG KHOẢN RỒNG VIỆT, HỒI SỞ
Telephone	(84-8) 6299 2006
Mobile	(84-8) 6299 2020
Email	cskh@vdsc.com.vn
Registered Service Information	
Online trading - iDragon	SMS Authentication
Call Center	Unregistered
mailDragon Services	Registered
smsDragon Services	Registered
ETA Services	Registered
Expiration Date of Margin Contract	24/09/2020

Client Information

- To improve security, when clicking to view the **Client Information** tab, please enter **AUTHENTICATION OTP**.

Account Information	Client Information
Full Name	Nguyễn A
I.D/ Business Certificate Number	999999999
Issued Date	29/08/2005
Address	1000 Hai Bà Trưng Đà Lạt Lâm Đồng
Email	lien.ntq175@gmail.com
Telephone	0366225234

Change Password

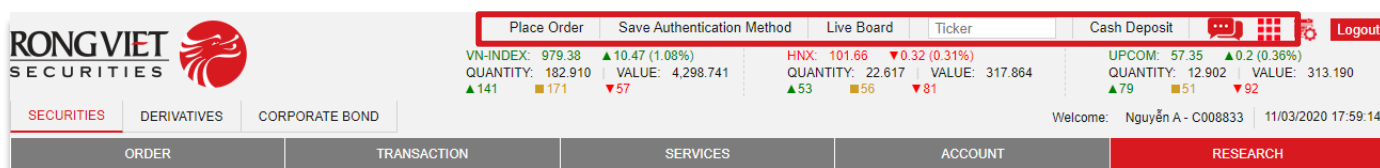
- Step 1: Enter your current password
- Step 2: Enter your new password
- Step 3: Re-enter your new password
- Step 4: Click Confirm



Change Password	
Current Password	<input type="password"/>
New Password	<input type="password"/>
New password confirmation	<input type="password"/>
<input type="button" value="Confirm"/>	



- Analysis report system from RongViet is diversified and abundant, along with in-depth analysis and performed by experienced, highly-qualified, and knowledgeable teams. With the objectives of transparency, accurate and timely manner, RongViet believes that our products would always be important sources of information for customers/investors' investment decisions.
- **6PM CALL**: Sharing the feelings on daily market movements, based on RongViet's insightful observations and special indicators, at the same time commenting on upcoming or breaking news to assist investors in directing suitable trading strategies.
- **ANALYST PINBOARD**: RongViet Research team's official blog, sharing perspectives on investment opportunities, industry prospects, noticeable macroeconomic issues, and stock exchanges.
- **COMPANY REPORTS**: Reports are based on an independent and objective evaluation of business strategies, the financial situation of the companies, thus make recommendations for efficient investment.
- **DERIVATIVE NOTE**: share an objective perspective on derivatives and underlying market developments. The strategies to open/ close positions at specific point areas are also recommended for customers to refer to in decision making.
- **FLASH NOTE**: focus on analyzing the outstanding points of the business at the present time and briefly assessing the financial situation to help customers quickly grasp the story of expectations and potential investment opportunities.
- **BROKERAGE HUB**: A dedicated report for the Broker team provides overview of the market and prominent businesses in the industry / field of activity is introduced daily, Clients can refer to for more information .

Utility Support



- Click **Place Order** to quickly move to the Order Screen while on any page.
- Click **Live Board** to open the Live board [liveDragon](#).
- Enter **Ticker** and Enter to view information of Securities codes including: News, Events, Trading Statistics ...
- Click on **Cash Deposit** to see [instructions](#) on Deposit/ Transferring money into securities account.
- Click  to experience the Customer support service through online chat **chatDragon**.
- Click  for quick access to the support items at the RongViet home page.
- Click **Logout** to log out of your account.

Save the Authentication Method

- **Save Authentication Method:** Support save authentication one time until Sign Out of account. Accordingly, when using the functions that require authentication such as Place Order, Cash Transfer, Margin ..., Customers do not take time to authenticate many times when making transactions.
- **Authentication methods** include: Matrix Card, SMS and Email.
- Enter your **Authentication Code**, click Save to finish.

SAVE AUTHENTICATION METHOD

Authentication Method

Type

:

SMS/ Email

Phone/ Email

:

0366225234


Code

:

Verify

Save

Settings

- Click  to open the **SETTINGS** screen.
- **GENERAL SETTINGS**
 - **Language:** select language Vietnamese or English.
 - **Theme:** choose the Light or Dark Background theme
 - Select **Save** to finish.
- **QUICK ORDER:** see instructions here.

SETTINGS

GENERAL SETTINGS

Language

English

Theme

Light

QUICK ORDER

On/ Off function

On

Order Confirmation Popup

No

Setting Quantity/ Order

HSX

10

HNX & UPCOM

100

Derivatives

1

Save

Close

Place Order

[illegible]

BUY/ SELL order

- Select BUY/ SELL
- Enter/ Select order information: Series ID, Quantity, Order Type, Order Price.
- **Trading Power:** is the current asset value for placing Buy / Sell orders.
- **To place Conditional Orders:** check Cond. Order and choose Order Type.
- Enter **Trigger Price, Profit Price, Loss Price, Profit Step, Loss Step**, The difference, Toler (if any) depends on each type of order and condition.
- See the User Guide of Conditional Order [here](#).

BUY		SELL	
Series ID	<input type="text" value="VN30F211"/>	Cond. Order	<input type="text" value="---Select---"/>
Trading Power	<input type="text" value="9,616,846.750"/>	Trigger Price	<input type="text" value="908.3"/>
Quantity	<input type="text" value="10"/> <input type="text" value="44"/>	Profit Step	<input type="text"/>
Order Type	<input type="text" value="LO"/>	Loss Step	<input type="text"/>
Order Price	<input type="text" value="905.1"/>	Toler	<input type="text"/>
<input type="button" value="Confirm"/>		<input type="button" value="Cancel"/>	

Open Position

Open Position	Intraday Closed Position		Intraday Orders					
Series ID	Long Position	Short Position	Net Position	Average Buying Price	Average Selling Price	Market Price	Intraday Profit/ Loss (Without Fee and Tax)	Closing Position <input type="checkbox"/>
VN30F2123	2		2	799.000		799		<input type="checkbox"/>
<div><div><div>◀◀</div><div>◀</div><div>1 / 1</div><div>▶</div><div>▶▶</div></div><div>Closing Confirmation</div></div>								

- List all open positions by each Series ID
- Net Position = Long Position - Short Position.
- QUICKLY CLOSE open positions: check the box **Closing Position**, select **Closing Confirmation**, the system automatically generates reciprocal orders to close the position.



Intraday Closed Position



Open Position	Intraday Closed Position	Intraday Orders					
Series ID	Long Position	Short Position	Net Position	Average Buying Price	Average Selling Price	Market Price	Intraday Profit/ Loss (Without Fee and Tax)
VN30F2011	3	3	0	805.100	807.367	844.2	680.000

<< < 1 / 1 > >>

- List all Intraday Closed Positions by each **Series ID**.

Intraday Orders


Open Position		Intraday Closed Position		Intraday Orders				Buy/ Sell		Series ID		Status	
Copy/	Cancel/	Modify	Buy/ Sell	Series ID	Price	Order Quantity	Queue	Matched	Average Matched Price	Status	Cond.	Order Type	Input Time
			Buy	VN30F2011	805.1	3		3	805.100	Fully Filled			06/11/2020 15:41:27
			Sell	VN30F2011	800.5	1		1	800.500	Fully Filled			06/11/2020 15:27:29
			Sell	VN30F2011	810.8	8		8	810.800	Fully Filled			06/11/2020 15:20:44
			Buy	VN30F2011	800.1	8	8			Inactive			06/11/2020 15:20:06
			Buy	VN30F2012	700.0	1	1			Inactive		Up	17/09/2020 19:41:38
			Buy	VN30F2012	700.0	1	1			Inactive			17/09/2020 19:40:44
<div>◀◀ ◀ 1/2 ▶ ▶▶</div>													Multiple Cancel

- List all **Intraday Orders** by filter criteria in the upper right corner.
- Click  to **Cancel** the selected order.
- Click  to **Modify** the selected order.
- Click **Series ID** to view **Series ID Information** on the right-hand pane.
- Click on **Matched** of each order to see **Bid - Offer and Unmatched Price** Information.
- Click on **Cond. Order Type** to view **Conditional Order Details**.
- Click **Multiple Cancel** to **cancel one/ many/ all orders**.



Place an order at the Bid – Offer position

QUICK ORDER has been activated

- Click  in the upper right corner to access the **QUICK ORDER** setup screen.
- **Quick order** is a function that allows you to **Place order** at a bid – offer price with the pre-setting quantity according to the Exchange (HSX, HNX & UPCOM and the Derivative Exchange).
- Step 1: Select **On** to activate **Quick Order**.
- Step 2: At the **Order Confirmation Popup**:
 - If you select **"Yes"**: When placing an order, the popup **CONFIRMATION OF ORDER** will be displayed
 - If **"No"** is selected: When placing an order, the popup **CONFIRMATION OF ORDER** will not be displayed, the order will be executed immediately.
- Step 3: **Setting Quantity/ Order**: Allows setting the **Quantity** according to the Exchange.
- Step 4: Click **Save** to finish.
- Step 5: Click the **Price** you want to place the order in the screen **Bid – Offer**.

- If you click on **Price on Bid side**, the order will be a **Sell order** with the **Order Quantity** that was set in step 3.

- If you click on **Price on Offer side**, the order will be a **Buy order** with the Order Quantity that was set in step 3.

QUICK ORDER is not activated

- QUICK ORDER/ **ON/OFF** function setting in **Off** status.
- The frame for **placing normal BUY/ SELL orders** on the left hand side will automatically retrieve information about BUY/ SELL, Ticker, Bid – Offer Price / Quantity when:
 - Click on **Order Execution/ Reference/ Ceiling/ Floor Price**.
 - Clicking on **Price** on the **Bid side** will quickly place a **Sell order** at this price.
 - Clicking on **Price** on the **Offer side** will quickly place a **Buy order** at this price.

	BUY	SELL	
Series ID	VN30F2011	Cond. Order	<input type="checkbox"/> ---Select---
Trading Power	9,616,846.750	Trigger Price	908.3
Quantity	<input type="text"/> < 38	Profit Step	<input type="text"/>
Order Type	LO	Loss Step	<input type="text"/>
Order Price	908.3	Toler	<input type="text"/>
		Confirm	Cancel

SETTINGS

GENERAL SETTINGS

Language: English

Theme: Light

QUICK ORDER

On/ Off function: On

Order Confirmation Popup: Yes

Setting Quantity/ Order

HSX: 100

HNX & UPCOM: 100

Derivatives: 1

Save Close

VN30F2011			
Matched Price		908.3 (▼1.9)	
Floor/ Ref. Price/ Ceiling		846.5 / 910.2 / 973.9	
Average Price		908.5	
OI		47,080	
Due Date		19/11/2020	
Bid - Offer		Matched Price	
Bid		Offer	
Price	Qty	Price	Qty
<u>908.3</u>	55	<u>908.4</u>	10
<u>908.2</u>	24	<u>908.5</u>	66
<u>908.1</u>	13	<u>908.6</u>	109
<u>908.0</u>	46	<u>908.7</u>	4
<u>907.9</u>	10	<u>908.8</u>	358
<u>907.8</u>	62	<u>908.9</u>	4
<u>907.7</u>	55	<u>909.0</u>	102
<u>907.6</u>	12	<u>909.2</u>	4
<u>907.5</u>	17	<u>909.5</u>	10
<u>907.3</u>	1	<u>909.6</u>	150
27%		73%	

Order Order / Support Information

Cash Balance

	At RongViet	At VSD
Total Asset	Total Assets at RongViet and VSD	Asset value deposited on VSD
Trading Power	The amount of cash on the account with the ability to open new positions	The amount of cash on the account with the ability to open new positions
Open Position Profit/ Loss	The profit/ loss of the open positions	
Intraday Closed Position Profit/ Loss	The profit/ loss of the Intraday Closed Position	
Total Profit/ Loss	The profit/ loss of the open positions + The profit/ loss of the Intraday Closed Position	
Initial Margin Value	Number of contracts * Market Price * Contract Multiplier * Margin Ratio	
Requirement Margin Value	Initial Margin Value + Total Profit/ Loss + Fees, Taxes & Charges + Other obligations	Initial Margin Value + Total Profit/ Loss
Account Ratio	Requirement Margin Value/Total Asset	Requirement Margin Value/Total Asset
Warning Level 1/ 2/ 3	Asset usage rate warning level	

Series ID Information

- Provides basic transaction information of **Series ID**.
- Click **Series ID** to view transaction details at [Live Board LiveDragon](#).
- **Bid - Offer**: is the Quantity and Price of the **Unmatched** Buy / Sell orders in the market.
- **Matched Price**: is the data of orders **matched** by time in the market.

VN30F2011			
Matched Price	908.3 (▼1.9)		
Floor/ Ref. Price/ Ceiling	846.5 / 910.2 / 973.9		
Average Price	908.5		
OI	47,080		
Due Date	19/11/2020		
Bid - Offer		Matched Price	
Bid		Offer	
Price	Qty	Price	Qty
<u>908.3</u>	55	<u>908.4</u>	10
<u>908.2</u>	24	<u>908.5</u>	66
<u>908.1</u>	13	<u>908.6</u>	109
<u>908.0</u>	46	<u>908.7</u>	4
<u>907.9</u>	10	<u>908.8</u>	358
<u>907.8</u>	62	<u>908.9</u>	4
<u>907.7</u>	55	<u>909.0</u>	102
<u>907.6</u>	12	<u>909.2</u>	4
<u>907.5</u>	17	<u>909.5</u>	10
<u>907.3</u>	1	<u>909.6</u>	150
27%	73%		


VN30F2011				
Matched Price	908.3 (▼1.9)			
Floor/ Ref. Price/ Ceiling	846.5 / 910.2 / 973.9			
Average Price	908.5			
OI	47,080			
Due Date	19/11/2020			
Bid - Offer		Matched Price		
Time	Matched Price	Qty	Total Quantity	
14:45:09	908.3	4461	112,103	
14:45:04	908.3	1	107,642	
14:30:04	910.7	22	107,641	
14:30:01	910.5	56	107,619	
14:29:59	910	10	107,563	
14:29:57	909.8	35	107,553	
14:29:52	909.9	70	107,518	
14:29:50	910	49	107,448	
14:29:47	909.5	68	107,399	
14:29:45	909.9	22	107,331	
14:29:41	909.3	6	107,309	
14:29:39	909.5	73	107,303	

History / Order History

ORDER				TRANSACTION				ACCOUNT				RESEARCH			
Place Order		History		Investment Performance											
<input checked="" type="radio"/> Order History		<input type="radio"/> Matched Order History													
From date <div>06/09/2020</div> To date <div>06/11/2020</div> Buy/ Sell <div></div> Series ID <div></div> Status <div></div> <div>Search</div> <div>X</div>															
Date	Seq. Number	Buy/ Sell	Series ID	Order Quantity	Order Price	Matched	Matched Price	Queue	Order Type	Conditional Order	Input Time	Status	Source of Order		
20/10/2020	93591	Buy	VN30F2011	3	805.1	3	805.100		LO		15:41:27 06/11/2020	Fully Filled	Web		
20/10/2020	93590	Sell	VN30F2011	1	800.5	1	800.500		LO		15:27:29 06/11/2020	Fully Filled	Web		
20/10/2020	93589	Sell	VN30F2011	8	810.8	8	810.800		LO		15:20:44 06/11/2020	Fully Filled	Web		
20/10/2020	93588	Buy	VN30F2011	8	800.1			8	LO		15:20:06 06/11/2020	Inactive	Web		
17/09/2020	93571	Buy	VN30F2012	1	700.0			1	LO	Up	19:41:38 17/09/2020	Inactive	Web		

History / Matched Order

ORDER		TRANSACTION		ACCOUNT		RESEARCH				
Place Order		History		Investment Performance						
<input type="radio"/> Order History		<input checked="" type="radio"/> Matched Order History								
				From date	<input type="text" value="06/09/2020"/>	To date	<input type="text" value="06/11/2020"/>	<input type="text" value="Series ID"/>	<input type="button" value="Search"/>	
Trading Date	Series ID	Due Date	Buy		Sell		Fee	Tax		
			Quantity	Price	Quantity	Price				
17/09/2020	VN30F202009				3	672.6	9.000	13.116		

- List **Order History / Match Order History** according to the filter criteria in the upper right corner.
- Click  to download the data to Excel.

Investment Performance

ORDER

TRANSACTION

ACCOUNT

RESEARCH

Place Order

History

Investment Performance

From date

06/09/2020


To date

06/11/2020

Search

X

Date	Series ID	Due Date	Trading results				Open Position		Settlement Price	Fee	Tax	Intraday Profit/ Loss (Without Fee and Tax)	Intraday Profit/ Loss (With Fee and Tax)	Remark
			Long Position	Price	Short Position	Price	Long Position	Short Position						
16/09/2020	VN30F2009	17/09/2020					3		672.6					Cuối ngày
16/09/2020	VN30F2123	19/04/2019					2		799					Cuối ngày
17/09/2020	VN30F2009	17/09/2020	3	672.6					672.6					Đầu ngày
17/09/2020	VN30F2123	19/04/2019	2	799.0					799					Đầu ngày
17/09/2020	VN30F2009	17/09/2020			3	672.6			672.6	9.000	13.116		-22.116	Đảo hạn

- List **Investment Performance** according to the filter criteria in the upper right corner.
- Click  to download the data to Excel.

Cash Transfer

ORDER	TRANSACTION	ACCOUNT	RESEARCH					
Cash Transfer Order Confirmation <input checked="" type="radio"/> Deposit to VSD/ Withdraw from VSD <input type="radio"/> To another account at RongViet <input type="radio"/> To bank account								
Transaction Type: Deposit to VSD Sender/ Beneficiary Account: C008833D Full Name: Nguyễn A Amount: <input type="text"/> Transfer Fee Rate: 5.500VND Fee Payer: <input type="radio"/> Sender <input checked="" type="radio"/> Beneficiary Content: <input type="text"/> Confirm Cancel		Marginable Cash Marginable to VSD : 460,773.656 Withdrawable at VSD : 12,001,058.437 Usable Cash Total Withdrawable : 12,535,587.101 Withdrawable at VSD : 12,001,058.437 Withdrawable at RongViet : 534,528.664 Notice: 1. Total Withdrawable = Withdrawable at VSD + Withdrawable at RongViet. 2. To use Total withdrawable, please withdraw from VSD to RongViet. 3. Transaction execution time: - Withdraw from VSD must be executed before 3:45PM. - Deposit to VSD must be executed before 4:15PM. - Other transactions must be executed before 4:30PM.						
Status From date: 22/10/2020 To date: 06/11/2020 Search								
Date	Transaction Type	Beneficiary Account	Amount	Fee	Fee Payer	Status	Confirmation Date	Content
06/11/2020	Withdraw from VSD	C008833D	20,000.000	5.500	Sender	Waiting for VSD approval	06/11/2020 16:04:07	
06/11/2020	Deposit to VSD	C008833D	10,000.000	5.500	Sender	Waiting for VSD approval	06/11/2020 16:03:50	

Deposit to VSD / Withdraw from VSD

➤ Support function for **Deposit to VSD / Withdraw from VSD** according to regulations:

- **Deposit to VSD:** is the amount to be paid before opening a position to ensure the ability to fulfill obligations according to regulations.

- **Withdraw from VSD:** is the amount withdrawn to your account at RongViet to meet your financial needs.

➤ Select/ Enter **Transaction Type, Amount, Content (if any)**.

Note: Amount: unit is VND 1,000, for example: to enter amount VND 86,000,000 VND, you enter 86,000.

➤ Click **Confirm** to complete the transaction.

Transaction Type	Deposit to VSD
Sender/ Beneficiary Account	C008833D
Full Name	Nguyễn A
Amount	<input type="text"/>
Transfer Fee Rate	5.500VND
Fee Payer	<input type="radio"/> Sender <input checked="" type="radio"/> Beneficiary
Content	<input type="text"/>
Confirm Cancel	

To another account at RongViet / To bank account

➤ **To another account at RongViet:** function to support cash transfer from derivative account to securities account.

➤ **To bank account:** function to support cash transfer from derivative securities trading account to bank accounts registered on the system.

➤ **Select Beneficiary Account**

➤ **Transfer Amount:** amount to be transferred of each account ≤ Cash can be withdrawn from RongViet.

➤ **Transfer Fee Rate:** is the transfer fee (%) that RongViet collects according to the Bank's fee schedule

➤ Enter **Content (if any)**.

➤ Click **Confirm** to complete the transaction.

Sender Account	C008833D
Sender Account Name	Nguyễn A
Beneficiary Account	C008833M1
Beneficiary Account Name	Nguyễn A
Bank Information	Beneficiary: Công ty CPCK Rong Viet Account Number: 211014851162970 Bank: EIB – PGD Táo Dân – TP.HCM
Transfer Amount	10,000
Transfer Fee Rate	0%
Fee Payer	<input type="radio"/> Sender <input checked="" type="radio"/> Beneficiary
Content	<input type="text"/>
Confirm Cancel	

Summary of Cash Balance

- **Marginable Cash:** support information for **Deposit to VSD / Withdraw from VSD transactions**
- **Usable Cash:** support information for **Cash Transfer To another account at RongViet / To bank account**

Marginable Cash	Marginable to VSD	:	460,773.656
	Withdrawable at VSD	:	12,001,058.437
Usable Cash	Total Withdrawable	:	12,535,587.101
	Withdrawable at VSD	:	12,001,058.437
	Withdrawable at RongViet	:	534,528.664

Notice:

1. Total Withdrawable = Withdrawable at VSD + Withdrawable at RongViet.
2. To use Total withdrawable, please withdraw from VSD to RongViet.
3. Transaction execution time:
 - Withdraw from VSD must be executed before 3:45PM.
 - Deposit to VSD must be executed before 4:15PM.
 - Other transactions must be executed before 4:30PM.

Status

Status						From date	22/10/2020	To date	06/11/2020	Search
Date	Transaction Type	Beneficiary Account	Amount	Fee	Fee Payer	Status	Confirmation Date		Content	
06/11/2020	Withdraw from VSD	C008833D	20,000.000	5.500	Sender	Waiting for VSD approval	06/11/2020 16:04:07			
06/11/2020	Deposit to VSD	C008833D	10,000.000	5.500	Sender	Waiting for VSD approval	06/11/2020 16:03:50			
<div><div><<</div><div><</div><div>1 / 1</div><div>></div><div>>></div></div>										

- List **Deposit to VSD/ Withdraw from VSD/ Cash Transfer To another account at RongViet/ To bank account** according to the filter criteria in the upper right corner.

Order Confirmation

ORDER		TRANSACTION		ACCOUNT		RESEARCH	
Cash Transfer		Order Confirmation					

- List all the Orders to be confirmed in the box above.
- Select **Multiple Confirmation** to confirm the order.

Total Asset

ORDER		TRANSACTION		ACCOUNT		RESEARCH	
Total Asset		Statement					
Total Asset (1) = (2) - (3) + (4) + (5)		14,270,176.860		Margin Value		At RongViet	At VSD
Total Cash (2)		14,230,699.097		Cash		2,154,378.160	12,076,320.937
Fee/ Tax & HNX Fee (3)				Initial Margin Value			23,970.000
Estimated Deposit Interest (4)		39,477.763		Requirement Margin Value		23,970.000	23,970.000
Open/ Closed Position Profit/ Loss				Buying Power		10,511,522.518	9,600,846.750
Total Profit/ Loss (5)				Account Ratio		0.168	0.198
Min Balance Amount/ Marginable to VSD		603,816.047	460,773.656	Margin Call Value			
Additional Amount to Ensure Min Balance Amount at RongViet				Withdrawable		534,528.664	12,001,058.437
Open Position							
Series ID	Long Position	Short Position	Net Position	Average Buying Price	Average Selling Price	Market Price	Intraday Profit/ Loss (Without Fee and Tax)
VN30F2011		6	-6		810.800	844.2	-20,040.000
VN30F2123	2		2	799.000		799	

Total Asset

Total Asset (1) = (2) - (3) + (4) + (5)		14,270,176.860
Total Cash (2)		14,230,699.097
Fee/ Tax & HNX Fee (3)		
Estimated Deposit Interest (4)		39,477.763
Open/ Closed Position Profit/ Loss		
Total Profit/ Loss (5)		
Min Balance Amount/ Marginable to VSD		603,816.047
Additional Amount to Ensure Min Balance Amount at RongViet		460,773.656

Margin Value

Margin Value		At RongViet	At VSD
Cash		2,154,378.160	12,076,320.937
Initial Margin Value			23,970.000
Requirement Margin Value		23,970.000	23,970.000
Buying Power		10,511,522.518	9,600,846.750
Account Ratio		0.168	0.198
Margin Call Value			
Withdrawable		534,528.664	12,001,058.437

- **Total Cash** = Cash at RongViet + Cash at VSD
- **Fees, Taxes & Charges:** Charges/ Taxes temporarily calculated for transactions within the day.
- **Estimated Deposit Interest:** The amount of cumulative interest is calculated on the basis of the daily balance.
- **Open / Closed Position Profit / Loss:** Profit / Loss of existing / closed positions during the day.
- **Total Profit/ Loss:** Profit / Loss Open Postions + Profit / Loss Closed Postions during the day
- **Min Balance Amount / Marginable to VSD:** Minimum balance to maintain in the account / Maximum amount that can be deposited on VSD.
- **Additional Amount to Ensure Min Balance Amount at RongViet:** Additional amount to guarantee **Min Balance Amount**.

- **Cash:** Cash at RongViet/ VSD.
- **Initial Margin Value:** Number of contracts* Market Price * Contract Multiplier * Margin Ratio
- **Requirement Margin Value:** Initial Margin Value + Total Profit/ Loss + Fees, Taxes & Charges + Other obligations (if any)
- **Buying Power:** Amount of cash with the ability to open new positions.
- **Account Ratio:**
 - **At Rong Viet:** Requirement Margin Value Total Cash.
 - **At VSD:** Requirement Margin Value/ Cash.
- **Margin Call Value:** The amount of cash needed to bring Account Ratio at RongViet/ VSD to warning level 1.
- **Withdrawable:** Total amount of cash can be withdrawn at RongViet/ VSD.

Total Asset = Total Cash – Fees, Taxes & Charges + Estimated Deposit Interest + Total Profit/ Loss

Open Position

- List open positions based on **Series ID**.

Open Position							
Series ID	Long Position	Short Position	Net Position	Average Buying Price	Average Selling Price	Market Price	Intraday Profit/ Loss (Without Fee and Tax)
VN30F2011		6	-6		810.800	844.2	-20,040.000
VN30F2123	2		2	799.000		799	



Statement / Postion

ORDER

TRANSACTION

ACCOUNT

RESEARCH

Total Asset

Statement

Position

Cash

From date

06/09/2020

To date

06/11/2020


Series ID

Search

Date	Series ID	Open Position (Day T - 1)		Intraday Position		Matured Position		Open Position (Day T)	
		Long Position	Short Position	Long Position	Short Position	Long Position	Short Position	Long Position	Short Position
29/09/2020	VN30F2123	2						2	
28/09/2020	VN30F2123	2						2	
25/09/2020	VN30F2123	2						2	
24/09/2020	VN30F2123	2						2	
23/09/2020	VN30F2123	2						2	
22/09/2020	VN30F2123	2						2	
21/09/2020	VN30F2123	2						2	
18/09/2020	VN30F2123	2						2	
17/09/2020	VN30F2009	3						3	
17/09/2020	VN30F2009					3			
17/09/2020	VN30F2123	2						2	
16/09/2020	VN30F2009	3						3	
16/09/2020	VN30F2123	2						2	
15/09/2020	VN30F2009	3						3	
15/09/2020	VN30F2123	2						2	

2/3

2/3

- List **Postion Balance** according to the filter criteria in the upper right corner.
- Click  to download the data to Excel.

Statement / Cash

Total Asset

Position

Statement

Cash

From date

22/10/2020


To date

06/11/2020

Search

X

Trading Date	Transaction Type	At RongViet			At VSD		
		Increase	Decrease	Balance	Increase	Decrease	Balance
	Opening			2,156,444.160			12,076,320.937
26/10/2020	Position Management Fee		6.000	2,156,438.160			12,076,320.937
26/10/2020	Position Management Fee		6.000	2,156,432.160			12,076,320.937
26/10/2020	Position Management Fee		6.000	2,156,426.160			12,076,320.937
26/10/2020	Position Management Fee		6.000	2,156,420.160			12,076,320.937
26/10/2020	Position Management Fee		6.000	2,156,414.160			12,076,320.937
26/10/2020	Position Management Fee		6.000	2,156,408.160			12,076,320.937
26/10/2020	Depository Assets Management Fee		2,000.000	2,154,408.160			12,076,320.937

- List **Cash Transaction** according to the filter criteria in the upper right corner.
- Click  to download the data to Excel.

C008833M1

BUY

SELL

Trading Date

28/12/2020

Product

Flexible

Bond Code

NOVALAND2020.06

Period

Quantity

Interest Period

Confirm

Cancel

INFORMATION

Bond Code	Issuer	Issued Date	Expiration Date	Remaining Quantity	Minimum Quantity		Interest Schedule	
NOVALAND2020.06	NVL	30/06/2020	30/06/2022	6,200	New Investors	Old Investors		BUY
					500	100		

BOND BALANCE

From date	To date	Contract Number	Buy/ Sell	Search
13/12/2020	28/12/2020			

Order Date	Buy/ Sell	Contract Number	Bond Code	Period (Month)	Interest (%/Year)	Trading Value	Trading Date	Status	Cancel
25/12/2020	Sell	000006/2020	NOVALAND2020.06	1	0.10	100,361,239	25/12/2020	Approved	
25/12/2020	Buy	000025/2020	NOVALAND2020.06			101,192,600	25/12/2020	Approved	
21/12/2020	Sell	000005/2020	NOVALAND2020.06		0.10	1,003,396,599	25/12/2020	Canceled	
21/12/2020	Sell	000020/2020	NOVALAND2020.06	12	0.10	9,645,046,100	25/12/2020	Canceled	
21/12/2020	Buy	000020/2020	NOVALAND2020.06	12	8.60	10,101,840,000	21/12/2020	Approved	
21/12/2020	Buy	000021/2020	NOVALAND2020.06			9,996,612,500	21/12/2020	Approved	
21/12/2020	Sell	000015/2020	NOVALAND2020.06		0.10	4,822,508,664	24/12/2020	Waiting Progress	
21/12/2020	Sell	000016/2020	NOVALAND2020.06	12	0.10	4,722,133,640	31/12/2020	Canceled	
21/12/2020	Buy	000017/2020	NOVALAND2020.06	12	7.70	736,592,500	21/12/2020	Approved	
Total						151,855,834,357			

ESTIMATED TRANSACTION

Date	Estimated Transaction	Quantity	Price	Value
Total Estimated Profit				

BUY order

- Select the **Account** you want to place an order in in the upper left corner.
- Select **BUY**.
- Enter / Select order information: **Trading Date, Bond Code, Quantity, Product & Period**.
- ❖ **Estimated Transaction:** Simulates cash flow from the **Buy Trading Date** in the order frame to maturity.

SELL Order

- Select **SELL**.
- Enter / Select order information: **Trading Date, Contract Number, Quantity**.
- Product, Period, Interest period: according to selected contract information.
- ❖ **Estimated Transaction:** Simulates cash flow from Buy Date to **Sell Trading Date** at order frame.

C008833M1	BUY	SELL
Trading Date	28/12/2020	Product Flexible
Bond Code	NOVALAND2020.06	Period
Quantity	500	Interest Period
Confirm		Cancel

ESTIMATED TRANSACTION				
Date	Estimated Transaction	Quantity	Price	Value
28/12/2020	Buy	500	1,012.559	(506,279.500)
21/06/2021	Interest	500	47.109	23,554.500
22/12/2021	Interest	500	47.889	23,944.500
21/06/2022	Interest	500	48.540	24,270.000
30/06/2022	Bond Principal	500	1,000.000	500,000.000
Total Estimated Profit				65,489.500 / 8.60%

BUY

SELL

Trading Date

21/12/2021

Product

Fixed

Contract Number

000020/2020VDS_N

Period

12 Month

Quantity

600

Interest Period

Confirm


Cancel

ESTIMATED TRANSACTION

Date	Estimated Transaction	Quantity	Price	Value
21/12/2020	Buy	9,600	1,052.275	(10,101,840.000)
22/12/2020	Interest	9,600	46.588	447,244.800
21/06/2021	Interest	9,600	47.109	452,246.400
22/12/2021	Interest	9,600	47.889	459,734.400
21/12/2021	Sell	600	1,049.073	629,443.800
	Order Value			54,297.000 / 8.6%
21/06/2022	Interest	9,000	48.540	436,860.000
30/06/2022	Bond Principal	9,000	1,000.000	9,000,000.000
	Remaining Value			1,240,659.000 / 8.6%
	Total Estimated Profit			1,323,689.400 / 8.60%

Bond Information

- Click on **Bond Code** to view the Prospectus.
- **Remaining Quantity** = Number of bonds issued - Number of bonds sold.
- **Minimum Quantity**: the minimum number of transactions per purchase.
- **New investors**: Investor does not own Bond code.
- **Old investors**: Investors owning Bond Code.
- Click on the **Interest Schedule** to see details.
- Click **BUY** to fill in the information of Bond Code in the order frame.


INFORMATION					BOND BALANCE			
Bond Code	Issuer	Issued Date	Expiration Date	Remaining Quantity	Minimum Quantity		Interest Schedule	
					New Investors	Old Investors		
NOVALAND2020.06	NVL	30/06/2020	30/06/2022	6,200	500	100		BUY

Bond Balance


- **Tradable Quantity** = Quantity Buy - Quantity Sold - Quantity Pending to Sell.
- Click **BUY** to fill in the information of Bond Code in the order frame.
- Click on **SELL** to enter the information in the order frame: Trading date (default is the current date), Contract number, Quantity (default is the number of trades).

INFORMATION					BOND BALANCE				
Contract Number	Bond Code	Product	Period (Month)	Interest Period (Month)	Interest (%)	Tradable Quantity	Value	Expiration Date	
000016/2020	NOVALAND2020.06	Fixed	12		8.60	4,700	4,945,692.500	21/12/2021	BUY SELL
000017/2020	NOVALAND2020.06	Fixed	12		7.70	700	736,592.500	21/12/2021	BUY SELL
000020/2020	NOVALAND2020.06	Fixed	12		8.60	9,600	10,101,840.000	21/12/2021	BUY SELL
000005/2020	NOVALAND2020.06	Flexible				1,000	1,050,961.000	30/06/2022	BUY

Order history

- List all the commands set by filter criteria above.
- Click on **Transaction value** to view **Order details**.
- Click  to **Cancel** the selected order.

From date		13/12/2020	To date		28/12/2020	Contract Number		Buy/ Sell	Search
Order Date	Buy/ Sell	Contract Number	Bond Code	Period (Month)	Interest (%/Year)	Trading Value	Trading Date	Status	Cancel
25/12/2020	Sell	000006/2020	NOVALAND2020.06	1	0.10	100,361.239	25/12/2020	Approved	
25/12/2020	Buy	000025/2020	NOVALAND2020.06			101,192.600	25/12/2020	Approved	
21/12/2020	Sell	000005/2020	NOVALAND2020.06		0.10	1,003,396.599	25/12/2020	Canceled	
21/12/2020	Sell	000020/2020	NOVALAND2020.06	12	0.10	9,645,046.100	25/12/2020	Canceled	
21/12/2020	Buy	000020/2020	NOVALAND2020.06	12	8.60	10,101,840.000	21/12/2020	Approved	
21/12/2020	Buy	000021/2020	NOVALAND2020.06			9,996,612.500	21/12/2020	Approved	

- List all transactions by filter criteria above.
- Click  to export the data file.
- Click on **Contract Number** to see Contract set details.

ORDER		STATEMENT		BALANCE				
From date		13/12/2020	To date	28/12/2020	Contract Number	Bond Code	Search	
Trading Date	Contract Number	Bond Code	Transaction Type	Increase		Decrease		Payment Account
				Quantity	Value	Quantity	Value	
25/12/2020	000006/2020VDS_NVLBOND2020.06	NOVALAND2020.06	Sell		100.461.700	100		C008833M1
25/12/2020	000006/2020VDS_NVLBOND2020.06	NOVALAND2020.06	Sales tax				100.461	C008833M1
25/12/2020	000025/2020VDS_NVLBOND2020.06	NOVALAND2020.06	Buy	100			101.192.600	C008833M1
21/12/2020	000021/2020VDS_NVLBOND2020.06	NOVALAND2020.06	Buy	9,500			9.996.612.500	C008833M1
21/12/2020	000020/2020VDS_NVLBOND2020.06	NOVALAND2020.06	Buy	9,600			10,101.840.000	C008833M1
21/12/2020	000017/2020VDS_NVLBOND2020.06	NOVALAND2020.06	Buy	700			736.592.500	C008833X1
21/12/2020	000016/2020VDS_NVLBOND2020.06	NOVALAND2020.06	Buy	4,700			4.945.692.500	C008833M1
21/12/2020	000015/2020VDS_NVLBOND2020.06	NOVALAND2020.06	Buy	4,800			5.050.920.000	C008833M1
17/12/2020	000013/2020VDS_NVLBOND2020.06	NOVALAND2020.06	Buy	100			105.139.800	C008833M1
16/12/2020	000006/2020VDS_NVLBOND2020.06	NOVALAND2020.06	Buy	100			105.118.000	C008833M1
15/12/2020	000005/2020VDS_NVLBOND2020.06	NOVALAND2020.06	Buy	1,000			1,050.961.000	C008833M1
Total				30,600	100,461.700	100	32,194,169.361	

<<

<

1 / 1

>

>>

- List all Bond contracts that the investor owns.
- Click **Sell Price** to see **Estimated Profit** (expected cash flow if a sell order is executed on the current day).
- Click **BUY** to fill in the information of Bond Code in the buy order frame.
- Click **SELL** to fill in the information in the sell order frame: Trading date (default is the current date), Contract number, Quantity (default is the number of trades).
- Click on Contract Number to see Contract set details.

[illegible]

UNLIMITED EXPERIENCE

*Innovative Online Trading System
based on Cross-Platform*



❖ CONTACT

For more information, please contact our **Account Manager** or Call Center **+84 28 6299 2020**.

❖ DON'T HAVE AN ACCOUNT YET?

Please open an online trading account at iDragon application ([Android](#), [iOS](#)) or [here](#).